



# BERNE®

2023 Product Catalog





---

# MADE RIGHT SINCE 1915

Berne Apparel has been in business for over 100 years, and since day one we have been committed to providing hard-working Americans with workwear that is made right, made to work, and made affordable.

Berne offers an extensive assortment of workwear for men, women and youth. Our products are known in the industry for their rugged quality and exceptional value. Our insulated items feature warmth options for every cold-weather situation, from arctic insulation to lightweight flannel lining. Our basics lines are year-round workwear staples – tough enough for grueling jobs and comfortable enough for all-day wear.

***Let's get to work.®***





# CONTENTS

## 4-7 New Items

## 08 Outerwear

### 08 Men's

- 10 Bib Overalls
- 15 Coveralls
- 16 Jackets
- 23 Coats
- 26 Vests
- 28 Shirt Jackets
- 30 Fleece
- 34 Coastline™
- 36 Icecap™

### 38 Women's

- 40 Bib Overalls
- 40 Jackets
- 44 Coats
- 46 Vests
- 48 Fleece
- 50 Coastline™
- 51 Icecap™

### 52 Youth

- 54 Bib Overalls
- 55 Coveralls
- 56 Jackets
- 58 Fleece
- 59 Coastline™
- 59 Toddler
- 61 Infant

## 64 Accessories

## 76 Basics

### 76 Men's

- 78 T-shirts
- 86 Shirts
- 88 Pants
- 90 Jeans
- 96 Shorts
- 99 Unlined Bib Overalls
- 103 Unlined Coveralls

### 108 Women's

- 110 T-shirts
- 113 Pants
- 114 Unlined Bib Overalls
- 116 Unlined Coveralls

### 118 Youth

- 118 T-Shirts
- 121 Pants & Unlined Overalls

## 122 Safety

## 134 Flame Resistant

## 142 Concealed Carry

## 148 Camouflage



# NEW PRODUCTS

Women's Softstone Micro-Duck Hooded Coat | Brown







Heritage Traditional Insulated  
Bib Overall

**B218**

Page 4



1915 Logo T-Shirt

**BSM300**

Page 74



Outdoor Logo T-Shirt

**BSM301**

Page 75



Big Bear Mountains T-Shirt

**BSM302**

Page 75



Big Bear Trees T-Shirt

**BSM303**

Page 76



Big Bear Barn T-Shirt

**BSM304**

Page 76



Heartland Fleece-Lined  
Denim Jean

**P7214**

Page 86



Heartland Double-Front  
Carpenter Jean

**P964**

Page 81



Women's Softstone  
Micro-Duck Hooded Coat

**WHJ45**

Page 35





Women's Softstone Washed Duck  
Utility Coat  
**WCH68**  
Page 36



Women's Signature Sleeve  
Hooded Pullover  
**WSP401**  
Page 39



Women's Softstone Fleece-Lined  
Bib Overall  
**WB522**  
Page 105



Women's Vintage Washed Flex  
Hickory Stripe Bib Overall  
**WB924**  
Page 106



Women's Vintage Washed Flex  
Denim Bib Overall  
**WB925**  
Page 107



Women's Highland Flex  
Cotton Unlined Coverall  
**WC262**  
Page 107



Youth Softstone Micro-Duck  
Hooded Coat  
**BHJ63**  
Page 49



Youth Signature Sleeve  
Hooded Pullover  
**BSP401**  
Page 49



Youth Performance Short Sleeve  
Pocket Tee  
**BSY38**  
Page 109





Youth Honey Bear  
 Pocket Tee  
**BSY13**  
 Page 110



Youth Ham-Bear-Grrr  
 Logo T-Shirt  
**BSY300**  
 Page 110



Youth Outdoor Logo T-Shirt  
**BSY301**  
 Page 111



Youth Big Bear Barn T-Shirt  
**BSY304**  
 Page 111



Youth Duck Carpenter Pant  
**BYP83**  
 Page 112



Youth Heritage Knit  
 Cuff Beanie  
**HY150**  
 Page 65

# OUTERWEAR

## **MEN'S**

**WORKWEAR MADE TOUGH  
FOR EVERY SEASON AND  
ANY WEATHER.**

- 10 Bib Overalls
- 15 Coveralls
- 16 Jackets
- 23 Coats
- 26 Vests
- 28 Shirt Jackets
- 30 Fleece
- 34 Coastline™
- 36 Icecap™



Heartland Washed Duck Flannel-Lined Jacket | Driftwood  
Logo Trucker Cap | Graphite  
Hex Grip Performance Glove | Black







# Heritage Insulated Duck Bib Overall

**B415**

**Shell:** 10 oz. 100% cotton duck

**Lining:** Medium-weight insulation quilted to polyester taffeta

- Water-repellent finish and insulated high back keep you warm and dry
- Double inside chest pockets, two swing pockets, two reinforced back pockets - left with brass zipper - side utility pockets and hammer loop all provide sturdy storage
- Triple-needle stitched main seams, reinforced knees and heavy-duty nylon leg hem stand up to the toughest jobs



Length:	Size:
Short	S, M, L, XL, 2XL, 3XL*, 4XL*, 5XL**, 6XL**
Regular	S, M, L, XL, 2XL, 3XL*, 4XL*, 5XL**, 6XL**
Tall	M, L, XL, 2XL, 3XL*, 4XL*, 5XL**, 6XL**

\* 1x upcharge \*\* 2x upcharge  
Imported

Model:  
6'1" | 32"x 30" | L



## Heartland Insulated Washed Duck Bib Overall

**B377**

**Shell:** 12 oz. 100% cotton sanded duck

**Lining:** Heavyweight insulation quilted to 100% polyester taffeta

Bark  
(BB)

Black  
(BK)

Brown  
(BD)


Olive  
(OD)

- Insulated high back and outside storm flap for added warmth
- Triple-needle stitched main seams, reinforced knees and heavy-duty nylon leg hem stand up to the toughest jobs
- Two inside chest pockets, two chest pockets with pencil slot and hidden zipper pocket, two deep front pockets, side utility pockets, hammer loop and two reinforced back pockets, left with brass zipper for maximum storage

Length:	Size:
Short	S, M, L, XL, 2XL, 3XL*, 4XL*, 5XL**, 6XL**
Regular	S, M, L, XL, 2XL, 3XL*, 4XL*, 5XL**, 6XL**
Tall	M, L, XL, 2XL, 3XL*, 4XL*, 5XL**, 6XL**

\*1x upcharge \*\*2x upcharge  
Imported

Model:  
6'1" | 32"x34" | L



## Heritage Twill Insulated Bib Overall

**B414**

**Shell:** 7.5 oz. 65% polyester 35% cotton perm-press twill

**Lining:** Medium-weight insulation quilted to polyester taffeta

Navy  
(NV)

- Insulated high back and outside storm flap for added warmth
- Heavy-duty brass two-way front zipper, knee-length brass zipper and triple-needle stitched main seams hold up to wear and tear
- Double inside chest pockets, two swing pockets, two reinforced back pockets -- left with brass zipper -- side utility pockets and hammer loop all provide sturdy storage

Length:	Size:
Short	S, M, L, XL, 2XL, 3XL*, 4XL*, 5XL**, 6XL**
Regular	S, M, L, XL, 2XL, 3XL*, 4XL*, 5XL**, 6XL**
Tall	M, L, XL, 2XL, 3XL*, 4XL*, 5XL**, 6XL**

\*1x upcharge \*\*2x upcharge  
Imported

Model:  
6'0" | 32"x32" | M





## Heartland Insulated Washed Duck Bib Overall

**B213**

**Shell:** 12 oz. 100% cotton sanded duck

**Lining:** Medium-weight insulation quilted to 100% polyester taffeta

**Bark  
(BB)**

**Black  
(BK)**

- Outside storm flap and adjustable leg snaps keep the cold at bay
- Adjustable elasticized bib straps for a custom fit
- Knee-length heavy-duty brass zipper and brass rivets at back stress points hold up to tough tasks
- Zippered chest pocket, patch pocket with snap closure, side utility pockets and two reinforced back pockets with hook/loop closure provide ample storage

Length:	Size:
Short	S, M, L, XL, 2XL, 3XL*, 4XL*, 5XL**, 6XL**
Regular	S, M, L, XL, 2XL, 3XL*, 4XL*, 5XL**, 6XL**
Tall	M, L, XL, 2XL, 3XL*, 4XL*, 5XL**, 6XL**

\* 1x upcharge \*\* 2x upcharge  
Imported

Model:  
6'1" | 32"x 30" | L

**VINTAGE**



## Vintage Washed Insulated Duck Bib Overall

**B916**

**Shell:** 12 oz. 100% cotton sanded duck

**Lining:** Medium-weight insulation quilted to polyester taffeta

**Black  
(BK) - New**

**Brown  
(BD)**

- Reinforced knees and triple-needle stitched main seams hold up to hard work
- Heavy-duty brass buckles, brass fly zipper and knee-length heavy-duty brass leg zipper covered by storm flap stand up to demanding jobs
- Zippered multi-tool bib pocket, side utility pockets, hammer loop and reinforced back pockets keep tools handy

Length:	Size:
Short	M, L, XL, 2XL, 3XL*, 4XL*
Regular	S, M, L, XL, 2XL, 3XL*, 4XL*
Tall	L, XL, 2XL, 3XL*, 4XL*

\* 1x upcharge  
Imported

Model:  
6'0" | 32"x32" | L



## Heritage Traditional Insulated Bib Overall

**B218**

**Shell:** 10 oz. 100% Cotton duck

**Lining (below waist):** Medium-weight insulation quilted to polyester taffeta

Brown  
(BD)

Black  
(BK)

- Heavy-duty brass buckles, brass fly zipper and thigh-length heavy-duty leg zippers covered by storm flap stand up to demanding jobs
- Zippered multi-tool bib pocket, side utility pockets, hammer loop and reinforced back pockets keep tools handy
- Reinforced knees and triple-needle stitched main seams hold up to hard work

Length:	Size:
Short	S, M, L, XL, 2XL, 3XL*, 4XL*, 5XL**, 6XL**
Regular	S, M, L, XL, 2XL, 3XL*, 4XL*, 5XL**, 6XL**
Tall	M, L, XL, 2XL, 3XL*, 4XL*, 5XL**, 6XL**

\*1x upcharge \*\*2x upcharge  
Imported

Model:  
6'0" | 34"x32" | L

NEW!



## Highland Washed Duck Insulated Outer Pant

**P966**

**Shell:** 10 oz. 100% cotton sanded duck

**Lining:** Medium-weight insulation quilted to polyester taffeta

Bark  
(BB)

Black  
(BK)

- Generous sizing, knee-length zippers and adjustable leg snaps easily slip over pants for an added layer of warmth
- Brass fly zipper, reinforced knees and riveted stress points and heavy-duty nylon leg hem stay tough against work
- Side utility pockets, hammer loop and fortified back pockets easily store tools
- \*These pants are designed and sized to fit over existing pants. If you are not wearing these over pants, please order 3-4 waist sizes down.

Inseam:	Waist:
29	36, 38, 40
30	30, 32, 34, 36, 38, 40, 42, 44*, 46*
32	30, 32, 34, 36, 38, 40, 42, 44*, 46*
34	30, 32, 34, 36, 38, 40, 42
36	34, 36, 38

\*1x upcharge  
Imported

Model:  
6'0" | 32"x32" | M







## Heritage Duck Insulated Coverall 1417

**Shell:** Heavy-duty 10 oz. 100% cotton duck

**Lining:** Medium-weight insulation quilted to 100% polyester taffeta

Black  
(BK)

Brown  
(BD)

- Pleated bi-swing action back, pleated elbows and four-needle stitched waistband with elastic inserts move with you
- Snap closure at neck opening, corduroy collar with snaps for optional hood, plus hemmed sleeves with hidden knit storm cuffs stay warm through the work day
- Two-way brass front zipper, full-length brass leg zipper, and adjustable leg snaps for easy on and off
- Two zippered chest pockets, three inside pockets, right with zip closure, side utility pockets and hammer loop keep essentials close at hand

Length:	Size:
Short	S, M, L, XL, 2XL, 3XL*, 4XL*, 5XL**, 6XL**
Regular	S, M, L, XL, 2XL, 3XL*, 4XL*, 5XL**, 6XL**
Tall	M, L, XL, 2XL, 3XL*, 4XL*, 5XL**, 6XL**

\*1x upcharge \*\*2x upcharge  
Small tall only available in BD  
Imported

Model:

6'1" | 32"x30" | L



## Heritage Twill Insulated Coverall 1414

**Shell:** 7.5 oz. 65% polyester 35% perm-press cotton twill

**Lining:** Medium-weight insulation quilted to polyester taffeta

Navy  
(NV)

- Action back, pleated elbows and four-needle stitched waistband with elastic inserts move with you
- Snap closure at neck opening, corduroy collar with snaps for optional hood, plus hemmed sleeves with hidden knit storm cuffs stay warm through the work day
- Two-way brass front zipper, full-length brass leg zipper, and adjustable leg snaps for easy on and off
- Three inside pockets, right with zip closure, two zippered chest pockets, side utility pockets and hammer loop keep essentials close at hand

Length:	Size:
Short	S, M, L, XL, 2XL, 3XL*, 4XL*, 5XL**, 6XL**
Regular	S, M, L, XL, 2XL, 3XL*, 4XL*, 5XL**, 6XL**
Tall	M, L, XL, 2XL, 3XL*, 4XL*, 5XL**, 6XL**

\*1x upcharge \*\*2x upcharge  
Imported

Model:

6'2" | 33"x32" | L





## Heritage Duck Hooded Active Jacket

### HJ51

**Shell:** 10 oz. 100% cotton duck

**Body Lining:** Heavyweight insulation quilted to polyester brushed tricot

**Sleeve Lining:** Medium-weight insulation quilted to polyester taffeta

- Water-repellent finish, three-piece insulated hood with drawstring, plus knit storm cuffs and waistband, keep you dry and warm
- Pleated elbows and action back extend range of motion
- Three inside pockets, left with zipper closure, and two front patch pockets easily store essentials



Length:	Size:
Regular	XS, S, M, L, XL, 2XL, 3XL*, 4XL*, 5XL**, 6XL**
Tall	M, L, XL, 2XL, 3XL*, 4XL*, 5XL**, 6XL**

XS available only in BD, BK, ND

\*1x upcharge \*\* 2x upcharge  
Imported

Model:  
6'1" | 32"x34" | L





## Heartland Washed Duck Hooded Jacket

### HJ375

**Shell:** 12 oz. 100% cotton sanded duck

**Body Lining:** Heavyweight insulation quilted to polyester brushed tricot

**Sleeve Lining:** Medium-weight insulation quilted to polyester taffeta

- Three-piece insulated hood with drawstring, plus knit storm cuffs and waistband, trap the heat
- Pleated elbows and action back extend range of motion
- Three inside pockets, left with zipper closure, and two front patch pockets easily store essentials

Bark  
(BB)

Black  
(BK)

Brown  
(BD)

Cedar Green  
(CDG)

Dark Khaki  
(DKH) - *New*

Moss  
(MGN)

Navy  
(ND)

Olive  
(OD)

Slate  
(SLA)

**Length:** **Size:**

Regular XS, S, M, L, XL, 2XL, 3XL\*, 4XL\*, 5XL\*\*, 6XL\*\*

Tall M, L, XL, 2XL, 3XL\*, 4XL\*, 5XL\*\*, 6XL\*\*

*XS only available in BB*

\* 1x upcharge \*\* 2x upcharge  
*Imported*

Model:  
6'0" | 32"x32" | M



## Heartland Washed Duck Hooded Work Coat

### HJ626

**Shell:** 12 oz. 100% cotton sanded duck

**Body Lining:** Heavyweight sherpa

**Sleeve Lining:** Medium-weight insulation quilted to polyester taffeta

Bark  
(BB)

Black  
(BK) - *New*

Grey Stone  
(GSN)

Moss  
(MGN)

Realtree Edge®  
(EDG)

- Three-piece lined hood with drawstring, hidden knit storm cuffs and extended back for extra warmth
- Pleated elbows and action back, plus snap-close side vents, provide added mobility
- Heavy-duty brass front zipper, three inside chest pockets, left with zipper closure and two angled front welt pockets conveniently store items

Length:	Size:
Regular	S, M, L, XL, 2XL, 3XL*, 4XL*
Tall	L, XL, 2XL, 3XL*

\* 1x upcharge  
*Imported*

Model:  
6'1" | 32"x34" | L



## Highland Duck Hooded Active Jacket

### HJ61

**Shell:** 10 oz. 100% cotton sanded duck

**Body Lining:** Heavyweight insulation quilted to polyester taffeta

**Sleeve Lining:** Medium-weight insulation quilted to polyester taffeta

Bark  
(BB) - *New*

Black  
(BK)

Moss  
(MGN) - *New*

Titanium  
(TNM)

- Water-repellent finish, plus three-piece insulated rain-blocker hood, keep the elements at bay
- Pleated elbows and action back extend range of motion
- Heavy-duty brass front zipper and triple-needle stitched main seams keep up with the day's demands

Length:	Size:
Regular	S, M, L, XL, 2XL, 3XL*, 4XL*, 5XL**, 6XL**
Tall	M, L, XL, 2XL, 3XL*, 4XL*, 5XL**, 6XL**

\* 1x upcharge \*\* 2x upcharge  
*Imported*

Model:  
6'0" | 32"x30" | L



## Highland Flex180® Washed Duck Hooded Jacket

### HJ317

**Shell:** 12 oz. 100% cotton sanded duck

**Body Lining:** Arctic-weight polyester stretch sherpa

**Sleeve Lining:** Medium-weight insulation quilted to polyester taffeta

Bark  
(BB)

Black  
(BK)

Brown  
(BD)

Slate  
(SLA)

- Flex180® provides flexible, vented underarm gussets, flexible elbow inserts and an extreme-stretch action back for optimal mobility
- Heavy-duty brass front zipper, three-piece lined hood with drawstring and hidden knit storm cuffs block the cold
- Three inside pockets, zippered right chest pocket and two front pockets provide convenient storage

Length:	Size:
Regular	M, L, XL, 2XL, 3XL*, 4XL*
Tall	L, XL, 2XL

\* 1x upcharge  
Imported

Model:  
6'1" | 32"x34" | L



## Vintage Washed Sherpa-Lined Hooded Jacket

### HJ57

**Shell:** 12 oz. 100% cotton sanded duck

**Body Lining:** Heavyweight polyester sherpa

**Sleeve Lining:** Medium-weight insulation quilted to polyester taffeta

Bark  
(BB)

Black  
(BK)- New

Brown  
(BD)

Driftwood  
(DW)

Moss  
(MGN)- New

- Three inside pockets, two snap-close chest pockets and two front on-seam pockets provide ample storage
- Reinforced hidden nylon cuffs provide added durability
- Three piece hood with drawstring, heavy duty brass front zipper covered by snap-close storm flap and extended back trap the heat

Length:	Size:
Regular	S, M, L, XL, 2XL, 3XL*, 4XL*, 5XL**, 6XL**
Tall	M, L, XL, 2XL, 3XL*, 4XL*, 5XL**, 6XL**

\* 1x upcharge \*\* 2x upcharge  
Imported

Model:  
6'2" | 33"x32" | L

### VINTAGE





## Heritage Duck Hooded Jacket HJ65

**Shell:** 10 oz. 100% cotton duck

**Body Lining:** Heavyweight insulation quilted to polyester taffeta

**Sleeve Lining:** Medium-weight insulation quilted to polyester taffeta

Black  
(BK)

Brown  
(BD)

Dark Brown  
(DBN) - New

Forest Camo  
(QFC) - New

- Water-repellent finish, three-piece insulated hood with elastic drawcord and toggles plus hidden knit storm cuffs keep the elements at bay
- Pleated elbows and action back extend range of motion
- Three inside pockets, left with zipper closure, and two front patch pockets easily store essentials

Length:	Size:
Regular	S, M, L, XL, 2XL, 3XL*, 4XL*, 5XL**, 6XL**
Tall	M, L, XL, 2XL, 3XL*, 4XL*, 5XL**, 6XL**

\* 1x upcharge \*\* 2x upcharge  
Imported

Model:  
5'11" | 30"x32" | M

## Highland Washed Gasoline Jacket J374

**Shell:** 12 oz. 100% cotton sanded duck

**Lining:** Heavyweight 100% polyester fleece

Black  
(BK)

Midnight  
(MD)

- Pleated elbows and bi-swing action back increase range of motion
- Edge stitched corduroy collar with snaps for optional hood (HD101) adjusts to changing weather
- Adjustable snap cuffs and side tabs provide custom fit
- Three inside chest pockets and two angled welt pockets easily store essentials
- One-piece back for easy embroidery

Length:	Size:
Regular	S, M, L, XL, 2XL, 3XL*, 4XL*, 5XL**, 6XL**
Tall	L, XL, 2XL, 3XL*, 4XL*, 5XL**, 6XL**

\* 1x upcharge \*\* 2x upcharge  
Imported

Model:  
5'6" | 32"x34" | L



## Vintage Washed Sherpa-Lined Jacket

**J58**

**Shell:** 12 oz. 100% cotton sanded duck

**Body Lining:** Heavyweight polyester sherpa

**Sleeve Lining:** Medium-weight insulation quilted to polyester taffeta

**Brown  
(BD)**

**Black  
(BK) - New**

**Driftwood  
(DW)**

**Grey Stone  
(GSN) - New**

**Moss  
(MGN) - New**

- Corduroy collar, heavy-duty brass front zipper with snap closure storm flap, reinforced nylon cuffs and extended back trap the heat
- Three inside pockets, two snap-close chest pockets and two front on-seam pockets provide ample storage

Length:	Size:
Regular	S, M, L, XL, 2XL, 3XL*, 4XL*, 5XL**, 6XL**
Tall	M, L, XL, 2XL, 3XL*, 4XL*, 5XL**, 6XL**

\* 1x upcharge \*\* 2x upcharge  
Imported

Model:  
6'2" | 33"x32" | L

VINTAGE



## Highland Softshell Jacket

**JS201**

**Shell:** 9.7 oz. 100% polyester twill bonded to 100% cotton flannel

**Black  
(BK)**

**Magnet  
(MAG)**

- Durable nylon front zipper
- Adjustable cuffs, elastic drawcord with toggles and extended back trap the heat
- Water-repellent, wind resistant and breathable fabric keep you warm and dry

Length:	Size:
Regular	S, M, L, XL, 2XL, 3XL*, 4XL*, 5XL**, 6XL**
Tall	M, L, XL, 2XL, 3XL*, 4XL*, 5XL**, 6XL**

\* 1x upcharge \*\* 2x upcharge  
Imported

Model:  
6'1" | 32"x30" | L



OUTERWEAR - MEN'S

ACCESSORIES

BASICS

SAFETY

FLAME RESISTANT

CONCEALED CARRY

CAMOUFLAGE



## Heartland Washed Duck Flannel-Lined Jacket

**JL17**

**Shell:** 10 oz. 100% cotton sanded duck

**Body Lining:** Medium-weight insulation quilted to yarn-dyed cotton flannel

**Sleeve Lining:** Medium-weight insulation quilted to polyester taffeta

**Black  
(BK)**

**Dark Brown  
(DBN) - New**

**Driftwood  
(DW)**

**Navy  
(ND) - New**

- Hidden knit storm cuffs and extended back prevent heat from escaping
- Pleated elbows and action back, plus snap-close side vents, provide added mobility
- Three inside pockets and front snap-close welt pockets add convenient storage

Length:	Size:
Regular	M, L, XL, 2XL, 3XL*, 4XL*
Tall	L, XL, 2XL

\* 1x upcharge  
Imported

Model:  
6'1" | 32"x34" | L

**NEW!**

**VINTAGE**



## Vintage Washed Flannel-Lined Jacket

**J386**

**Shell:** 10 oz. 100% cotton sanded duck

**Lining:** Heavyweight cotton flannel

**Black  
(BK) - New**

**Brown  
(BD)**

**Grey Stone  
(GSN) - New**

**Moss  
(MGN) - New**

- Adjustable cuffs and side tabs with button closure for a custom fit
- Button-front placket for that classic look
- Three inside pockets, two front welt pockets and left chest pocket with button closure provide ample storage
- Reinforced bartacks at stress points and triple stitched main seams

Length:	Size:
Regular	M, L, XL, 2XL, 3XL*, 4XL*
Tall	L, XL, 2XL, 3XL*, 4XL*, 5XL**, 6XL**

\* 1x upcharge \*\* 2x upcharge  
Imported

Model:  
6'1" | 32"x34" | L



## Heritage Twill-Lined Work Jacket

**J356**

**Shell:** 10 oz. 100% cotton duck

**Body Lining:** 65% polyester 35% cotton twill

**Sleeve Lining:** Polyester taffeta

Navy  
(ND)


- Pleated elbows and action back extend range of motion
- Adjustable snap cuffs provide a custom fit
- Rib-knit waistband and pocket opening trap the heat
- Heavy-duty brass front zipper and triple-needle main seams hold up to tough tasks
- Three inside pockets and two front patch pockets provide convenient storage

Length:	Size:
Regular	M, L, XL, 2XL, 3XL*, 4XL*
Tall	L, XL, 2XL, 3XL*, 4XL*, 5XL**, 6XL**

\* 1x upcharge \*\* 2x upcharge  
Imported

Model:  
6'1" | 32"x34" | L

NEW!



## Heartland Washed Duck Zip-Off Hooded Coat

**JC613**

**Shell:** 12 oz. 100% cotton sanded duck

**Body Lining:** Heavyweight fleece

**Sleeve Lining:** Medium-weight insulation quilted to polyester taffeta

Bark  
(BB)

Black  
(BK)

Dark Khaki  
(DKH) - New

Olive  
(OD)

- Lined zip-off hood with drawstring, hidden knit storm cuffs and extended back prevent heat from escaping
- Side adjustment tabs offer a custom fit
- Heavy-duty brass front zipper and reinforced elbows hold up to tough tasks
- Three inside pockets, left with zipper closure, four snap-close pockets, and four additional front pockets provide ample storage

Length:	Size:
Regular	M, L, XL, 2XL, 3XL*, 4XL*
Tall	L, XL, 2XL

\* 1x upcharge  
Imported

Model:  
6'0" | 32"x30" | L



OUTERWEAR - MEN'S

ACCESSORIES

BASICS

SAFETY

FLAME RESISTANT

CONCEALED CARRY

CAMOUFLAGE



## Heritage Duck Chore Coat CH416

**Shell:** 10 oz. 100% cotton duck

**Shell (Navy):** 7.5 oz. 65% cotton

35% polyester twill

**Lining:** Heavyweight insulation quilted to polyester taffeta

Black  
(BK)

Brown  
(BD)

Dark Brown  
(DBN) - *New*

Navy  
(NV)

- Water-repellent finish, plus hidden knit storm cuffs keep you dry and warm
- Pleated elbows and action back extend range of motion
- Three inside chest pockets, left with zipper closure, two chest pockets with hook/loop closure and two deep front pockets provide secure storage
- *Optional snap-on hood sold separately (HD100)*

Length:	Size:
Regular	XS, S, M, L, XL, 2XL, 3XL*, 4XL*, 5XL**, 6XL**
Tall	M, L, XL, 2XL, 3XL*, 4XL*, 5XL**, 6XL**

XS available only in BD, BK  
\*1x upcharge \*\*2x upcharge  
*Imported*

Model:  
5'11" | 30"x32" | M

## Heartland Washed Chore Coat CH377

**Shell:** 12 oz. 100% cotton sanded duck

**Lining:** Arctic-weight insulation quilted to polyester taffeta

Bark  
(BB)

Black  
(BK)

Dark Khaki  
(DKH) - *New*

Moss  
(MGN) - *New*

- Washed duck fabric, plus hidden knit storm cuffs and drawstring waist with toggles provide a warm, comfortable fit
- Pleated elbows and action back plus snap-close side vents provide added mobility
- Three inside pockets, two chest pockets with hook/loop closures and two deep, lined front pockets allow plenty of room for storage
- *Optional snap-on hood sold separately (HD101)*

Length:	Size:
Regular	S, M, L, XL, 2XL, 3XL*, 4XL*, 5XL**, 6XL**
Tall	M, L, XL, 2XL, 3XL*, 4XL*, 5XL**, 6XL**

\*1x upcharge \*\*2x upcharge  
*Imported*

Model:  
6'0" | 32"x32" | M



## Heritage Twill Chore Coat CH414

**Shell:** 7.5 oz. 65% polyester 35% cotton  
perm-press twill

**Lining:** Heavyweight insulation quilted to  
polyester taffeta

Navy  
(NV)

- Hidden knit storm cuffs and corduroy collar trap the heat
- Pleated elbows and action back extend range of motion
- Three inside chest pockets and two chest pockets with hook/loop closure provide secure storage
- Heavy-duty brass front zipper with storm flap, reinforced bartacks at stress points and triple needle stitched main seams
- *Optional snap-on hood sold separately (HD414)*

Length:	Size:
Regular	XS, S, M, L, XL, 2XL, 3XL*, 4XL*, 5XL**, 6XL**
Tall	M, L, XL, 2XL, 3XL*, 4XL*, 5XL**, 6XL**

\* 1x upcharge \*\* 2x upcharge  
*Imported*

Model:  
6'0" | 32"x30" | L



OUTERWEAR - MEN'S

ACCESSORIES

BASICS

SAFETY

FLAME RESISTANT

CONCEALED CARRY

CAMOUFLAGE



## Heartland Sherpa-Lined Washed Duck Vest

**V818**

**Shell:** 12 oz. 100% cotton sanded duck

**Lining:** Heavyweight sherpa

Bark  
(BB)

Black  
(BK)

Brown  
(BD)

Cedar Green  
(CDG)

Navy  
(ND) - *New*

Forest Camo  
(QFC) - *New*

Slate  
(SLA)

- Sherpa-lined front pockets, zip-through collar and extended back trap the heat
- Brass front zipper, triple-needle stitched main seams and reinforced bartacks at all stress points hold up to tough tasks
- Three inside chest pockets — right with zipper closure — zippered left chest pocket and two front pockets safely store essentials

Length:	Size:
Regular	S, M, L, XL, 2XL, 3XL*, 4XL*, 5XL**, 6XL**
Tall	L, XL, 2XL

\* 1x upcharge \*\* 2x upcharge  
*Imported*

Model:  
6'0" | 32"x32" | M

## Heartland Sherpa-Lined Washed Duck V-Neck Vest

**VW531**

**Shell:** 12 oz. 100% cotton sanded duck

**Lining:** Heavyweight sherpa

Bark  
(BB)

Black  
(BK)

Brown  
(BD)

Moss  
(MGN) - *New*

- Extended back for added warmth
- Brass front zipper, triple-needle stitched main seams and reinforced bartacks at all stress points hold up to tough tasks
- Three inside chest pockets plus extra-large front patch pockets provide plenty of storage space

Length:	Size:
Regular	S, M, L, XL, 2XL, 3XL*, 4XL*, 5XL**, 6XL**

\* 1x upcharge \*\* 2x upcharge  
*Imported*

Model:  
6'0" | 32"x30" | L



## Heartland Fleece-Lined Ripstop Vest

**V817**

**Shell:** 7 oz. 60% cotton 40% polyester ripstop

**Lining:** Heavyweight insulation quilted to polyester fleece

Black  
(BK)

Putty  
(PTY) - New

Slate  
(SLA)

- Extended back for added warmth
- Full-cut arm openings provide optimal comfort and mobility
- Ripstop fabric, heavy-duty front zipper and triple-needle stitched main seams keep working day in and day out
- Three inside chest pockets plus two front pockets help store handy items

**Length:**


**Size:**

Regular

S, M, L, XL, 2XL, 3XL\*, 4XL\*

\*1x upcharge  
Imported

Model:  
6'0" | 32"x32" | M



## Heritage Duck Vest

**V812**

**Shell:** 10 oz. 100% cotton duck

**Lining:** Heavyweight insulation quilted to polyester taffeta

Black  
(BK)

Brown  
(BD)

Dark Brown  
(DBN) - New

Realtree Edge®  
(EDG)

- Extended back adds warmth
- Full-cut arm openings provide optimal comfort and mobility
- Brass front zipper, triple-needle stitched main seams and reinforced bartacks at all stress points hold up to tough tasks
- Three inside chest pockets plus extra-large front patch pockets provide plenty of storage space

**Length:**

**Size:**

Regular

S, M, L, XL, 2XL, 3XL\*, 4XL\*, 5XL\*\*, 6XL\*\*

\*1x upcharge \*\* 2x upcharge  
Imported

Model:  
6'1" | 32"x34" | L





## Heartland Duck Shirt Jacket SH67

**Shell:** 8 oz. 100% cotton sanded duck

**Lining:** Medium-weight insulation quilted to polyester taffeta

**Black  
(BK) - New**

**Sage  
(SAG)**

**Slate  
(SLA)**

- Antique nickel snap front closure provides a classic look
- Snap sleeve plackets provide custom fit
- Front on-seam pockets and snap-flap chest pockets with pen slot easily carry everyday items

Length:	Size:
Regular	M, L, XL, 2XL, 3XL*, 4XL*
Tall	L, XL, 2XL

\*1x upcharge  
Imported

Model:  
6'0" | 32"x30" | L

## Heartland Flannel Shirt Jacket SH69

**Shell:** 7 oz. 100% cotton yarn-dyed flannel

**Lining:** Medium-weight insulation quilted to polyester taffeta

**Plaid Green E  
(PGE)**

**Plaid Moss Navy  
(PMN)**

**Plaid Red E  
(PRE)**

**Plaid Slate  
(PSE)**

**Plaid Grey J  
(PGJ) - New**

- Classic, more relaxed fit for comfortable wear
- Button-front closure provide a timeless look that keeps the cold at bay
- Adjustable button cuffs provide custom fit
- Front on-seam pockets and snap-flap chest pockets with pen slot easily carry everyday items

Length:	Size:
Regular	M, L, XL, 2XL, 3XL*, 4XL*
Tall	M, L, XL, 2XL, 3XL*

\*1x upcharge  
Imported

Model:  
6'2" | 33"x32" | L





## Heartland Duck Hooded Shirt Jacket

### SH68

**Shell:** 8 oz. 100% cotton sanded duck

**Lining:** Medium-weight insulation quilted to polyester taffeta

- Three-piece fleece hood with drawstring and hook/loop front placket block the cold
- Snap sleeve plackets provide custom fit
- Tough nylon front zipper stands up to the job day after day
- Front on-seam pockets and snap-flap chest pockets with pen slot easily carry everyday items
- Hook/loop front closure and snap sleeve plackets

Navy  
(ND)

Sage  
(SAG)

**Length:**

**Size:**

Regular

M, L, XL, 2XL, 3XL\*, 4XL\*

Tall

M, L, XL, 2XL

\*1x upcharge  
Imported

Model:  
6'2" | 33"x32" | L



# Heritage Thermal-Lined Full-Zip Hooded Sweatshirt

## SZ101

**Shell:** 9 oz. 60% cotton 40% polyester fleece

**Lining:** 5 oz. 60% cotton 40% polyester thermal lining

**Shell (Heather Grey):** 9 oz. 80% cotton 20% polyester fleece

- Double-layered three-piece hood with drawstring, plus rib-knit cuffs and waistband hold onto warmth
- Durable nylon front zipper provides easy on and off
- Oversized front pockets with media pocket conveniently house a phone and other items



Length:	Size:
Regular	XS, S, M, L, XL, 2XL, 3XL*, 4XL*, 5XL**, 6XL**
Tall	M, L, XL, 2XL, 3XL*, 4XL*, 5XL**, 6XL**

XS available only in BK, CH, NV  
\* 1x upcharge \*\* 2x upcharge  
Imported

Model:  
6'0" | 32"x30" | L



## Highland Insulated Full-Zip Hooded Sweatshirt

### SZ612

**Shell:** 10.5 oz. 60% cotton 40% polyester fleece

**Shell (Graphite):** 55% Cotton 45% Polyester

**Lining:** Heavyweight insulation quilted to polyester taffeta

Black  
(BK)

Dark Red  
(DRD) - New

Graphite  
(GPH)

Navy  
(NV)

Forest Camo  
(QFC) - New

- Quilt-lined three-piece hood with drawstring, plus rib-knit cuffs and waistband hold onto warmth
- Two front pockets quickly store everyday essentials

Length:	Size:
Regular	S, M, L, XL, 2XL, 3XL*, 4XL*, 5XL**, 6XL**
Tall	M, L, XL, 2XL, 3XL*, 4XL*, 5XL**, 6XL**

\* 1x upcharge \*\* 2x upcharge  
Imported

Model:  
5'6" | 32" x 34" | L



## Heritage Thermal-Lined Quarter-Zip Sweatshirt

### SP250

**Shell:** 9 oz. 60% cotton 40% polyester fleece

**Lining:** 5 oz. 60% cotton 40% polyester thermal

Black  
(BK)

Navy  
(NV)

- Generously sized for a comfortable fit
- Quarter-length nylon front zipper that zips through the collar, plus rib-knit cuffs that trap the heat
- Side entry pockets easily store everyday items

Length:	Size:
Regular	S, M, L, XL, 2XL, 3XL*, 4XL*, 5XL**, 6XL**
Tall	M, L, XL, 2XL, 3XL*, 4XL*

\* 1x upcharge \*\* 2x upcharge  
Imported

Model:  
6'0" | 32" x 32" | M





## Heritage Thermal-Lined Hooded Pullover Sweatshirt

### SP300

**Shell:** 9 oz. 60% cotton 40% polyester fleece

**Lining:** 5 oz. 60% cotton 40% polyester thermal

Black  
(BK)

Brick  
(BRK) - *New*

Navy  
(NV)

- Generously sized with raglan sleeves for a comfortable fit
- Double-layered three-piece hood with drawstring, plus rib-knit cuffs and waistband trap the heat
- Kangaroo pocket easily stores everyday items
- Reinforced bartacks at all stress points

Length:	Size:
Regular	S, M, L, XL, 2XL, 3XL*, 4XL*, 5XL**, 6XL**
Tall	M, L, XL, 2XL, 3XL*, 4XL*

\* 1x upcharge \*\* 2x upcharge  
*Imported*

Model:  
6'1" | 32"x34" | L

## Signature Sleeve Hooded Pullover

### SP401

**Shell:** 9 oz. 60% cotton 40% polyester fleece

**Shell (Graphite):** 9 oz. 55% cotton 45% polyester fleece

**Shell (Heather Grey - SP402):** 9 oz. 80% cotton 20% polyester fleece

Black  
(BK)

Blue (Heathered)  
(BL) - *New*

Brick  
(BRK)

Cedar Green  
(CDG)

Graphite  
(GPH)

Heather Grey  
(GY) - *SP402*

- Three-piece hood with drawstring, plus rib-knit cuffs and waistband hold onto warmth
- Double-needle stitched main seams stand up to any job
- Kangaroo pocket easily stores everyday items

Length:	Size:
Regular	S, M, L, XL, 2XL, 3XL*, 4XL*, 5XL**, 6XL**
Tall	M, L, XL, 2XL, 3XL*, 4XL*

\* 1x upcharge \*\* 2x upcharge  
*Imported*

Model:  
6'0" | 32"x32" | M



## Heritage Crewneck Sweatshirt SP415

**Shell:** 9 oz. 60% cotton 40% polyester fleece

**Shell (Graphite):** 9 oz. 55% cotton 45% polyester fleece

Black  
(BK)

Graphite  
(GPH)

Navy  
(NV)

- Rib-knit cuffs and waistband trap the heat
- Chest pocket with pen slot quickly stores small items

Length:	Size:
Regular	S, M, L, XL, 2XL, 3XL*, 4XL*
Tall	L, XL, 2XL

\*1x upcharge  
Imported

Model:  
6'0" | 32"x32" | M



## Heritage Hooded Pullover Sweatshirt SP413

**Shell:** 9 oz. 60% cotton 40% polyester fleece

**Shell (Grey):** 80% cotton 20% polyester fleece

**Shell (Graphite):** 9 oz. 55% cotton 45% polyester fleece

Black  
(BK)

Blue (Heathered)  
(BL) - New

Brick  
(BRK) - New

Cedar Green  
(CDG) - New

Graphite  
(GPH)

Grey  
(GY) - New

Realtree Edge®  
(EDG)


- Three-piece hood with drawstring, plus rib-knit cuffs and waistband hold onto warmth
- Reinforced bartacks at stress points hold up to tough tasks
- Kangaroo pocket easily stores everyday items+

Length:	Size:
Regular	M, L, XL, 2XL, 3XL*, 4XL*
Tall	L, XL, 2XL

\*1x upcharge  
Imported

Model:  
6'1" | 32"x34" | L





## Coastline Waterproof Insulated Storm Jacket

**RJ27**

**Shell:** 6.5 oz. 100% nylon

**Body Lining:** Heavyweight insulation quilted to polyester taffeta

**Sleeve Lining:** Medium-weight insulation quilted to polyester taffeta

Black  
(BK)

Navy  
(NV)

Titanium  
(TNM)

- Waterproof, wind resistant, breathable fabric and adjustable rain-blocker hood protect from the elements
- Nylon front zipper covered by storm flap and adjustable cuffs trap the heat
- Three inside pockets, zippered left chest and front pockets provide secure storage

Length:	Size:
Regular	S, M, L, XL, 2XL, 3XL*, 4XL*, 5XL**, 6XL**
Tall	M, L, XL, 2XL, 3XL*, 4XL*, 5XL**, 6XL**

\*1x upcharge \*\*2x upcharge  
Imported

Model:  
5'11" | 30"x32" | M

## Coastline Waterproof Insulated Storm Pant

**RP28**

**Shell:** 6.5 oz. 100% nylon

**Lining:** Heavyweight insulation quilted to polyester taffeta

Black  
(BK)

Navy  
(NV)

Titanium  
(TNM) - New

- Waterproof yet breathable fabric keeps you dry while allowing for air flow
- Adjustable leg opening and hidden elastic leg cuff fit easily over pants while adjustable hook/loop waist straps provide optimal fit
- Heavy-duty nylon leg hem holds up to wear and tear
- Snap front elasticized waistband with nylon fly zipper
- Two front pockets easily store items

Length:	Size:
Regular	S, M, L, XL, 2XL, 3XL*, 4XL*, 5XL**, 6XL**

\*1x upcharge \*\*2x upcharge  
Imported

Model:  
6'0" | 32"x32" | M



## Coastline Lightweight Hooded Rain Jacket

**RJ25**

**Shell:** 100% polyester taffeta

**Lining:** Polyester mesh

**Black  
(BK)**

**Navy  
(NV) - New**

**Titanium  
(TNM) - New**

- Waterproof yet breathable fabric keeps you dry while allowing for airflow
- Reflective accents for added visibility
- Zippered on-seam front welt pockets easily store essentials
- Adjustable three-piece hood, covered nylon front zipper with snap closure, adjustable cuffs, elastic waist cord with toggles and extended back provide optimal warmth
- Vented back yoke provides additional airflow

Length:	Size:
Regular	M, L, XL, 2XL, 3XL*, 4XL*, 5XL**, 6XL**
Tall	L, XL, 2XL, 3XL*, 4XL*, 5XL**, 6XL**

\* 1x upcharge \*\* 2x upcharge  
Imported

Model:  
6'1" | 32"x34" | L



## Coastline Lightweight Rain Pant

**RP25**

**Shell:** 100% polyester taffeta

**Lining:** Polyester mesh

**Black  
(BK)**

**Navy  
(NV) - New**

**Titanium  
(TNM) - New**

- Waterproof yet breathable fabric keeps you dry while allowing for airflow
- Generous sizing, elasticized waist with drawstring and adjustable leg openings to easily fit over clothing
- Inside right hip pocket provides safe storage
- Reflective accents for added visibility

Length:	Size:
Regular	M, L, XL, 2XL, 3XL*, 4XL*
Tall	L, XL, 2XL

\* 1x upcharge  
Imported

Model:  
6'1" | 36" x 34" | L





## Icecap Insulated Coat NCH377

**Shell:** 1,000 denier nylon oxford

**Lining:** Arctic-weight insulation quilted to polyester taffeta

Black  
(BK)

**The Berne Icecap line is designed to keep you warm and dry in harsh climates.**

- Waterproof fabric with wind and abrasion resistance creates a barrier against tough conditions
- Fleece collar with snaps for removable hood adapts to the weather
- Pleated elbows and action back extend range of motion
- Three inside pockets, two chest pockets with hook/loop closures and two deep, lined front pockets allow plenty of room for storage

Length:	Size:
Regular	S, M, L, XL, 2XL, 3XL*, 4XL*
Tall	L, XL, 2XL

\* 1x upcharge  
Imported

Model:  
6'2" | 33"x32" | L

## Icecap Insulated Hooded Jacket NJ51

**Shell:** 1,000 denier nylon oxford

**Lining:** Arctic-weight insulation quilted to polyester taffeta

Black  
(BK)

**The Berne Icecap line is designed to keep you warm and dry in harsh climates.**

- Waterproof fabric with wind and abrasion resistance creates a barrier against tough conditions
- Three-piece insulated hood with drawstring traps the heat
- Pleated elbows and action back extend range of motion
- Heavy-duty brass front zipper and triple-needle main seams hold up to tough tasks
- Three inside pockets and two insulated front patch pockets easily store essentials

Length:	Size:
Regular	S, M, L, XL, 2XL, 3XL*, 4XL*
Tall	L, XL, 2XL

\* 1x upcharge  
Imported

Model:  
6'1" | 32"x34" | L



## Icecap Insulated Bib Overall

**NB834**

**Shell:** 1,000 denier nylon oxford

**Lining:** Arctic-weight insulation quilted to polyester taffeta

Black  
(BK)


**The Berne Icecap line is designed to keep you warm and dry in harsh climates.**

- Waterproof fabric with wind and abrasion resistance creates a barrier against tough conditions
- Insulated high back provides added warmth
- Adjustable elasticized bib straps, elasticized waist and adjustable leg snaps provide best fit
- Double inside chest pockets, zippered chest and back left pocket, side utility pockets and hammer loop securely store essentials

Length:	Size:
Short	S, M, L, XL, 2XL, 3XL*, 4XL*
Regular	S, M, L, XL, 2XL, 3XL*, 4XL*
Tall	M, L, XL, 2XL, 3XL*, 4XL*

\* 1x upcharge  
Imported

Model:  
6'2" | 34x32" | L



## Icecap Insulated Coverall

**NI417**

**Shell:** 1,000 denier nylon oxford

**Lining:** Arctic-weight insulation quilted to polyester taffeta

Black  
(BK)

**The Berne Icecap line is designed to keep you warm and dry in harsh climates.**

- Waterproof fabric with wind and abrasion resistance creates a barrier against tough conditions
- Fleece collar with snaps for removable hood adapts to the weather
- Pleated elbows and action back for improved mobility
- Two zippered chest pockets, three inside pockets, right with zip closure, two reinforced back pockets, left with brass zipper, side utility pockets and hammer loop keep essentials close at hand

Length:	Size:
Short	S, M, L, XL, 2XL, 3XL*, 4XL*
Regular	S, M, L, XL, 2XL, 3XL*, 4XL*
Tall	M, L, XL, 2XL, 3XL*, 4XL*

\* 1x upcharge  
Imported

Model:  
6'1" | 32"x34" | L



# OUTERWEAR

## WOMEN'S

**DESIGNED FOR THE HARD-  
WORKING WOMAN,  
DELIVERING COMFORT  
AND FUNCTIONALITY TO  
DAILY WORKWEAR.**

- 40 Bib Overalls
- 40 Jackets
- 44 Coats
- 46 Vests
- 48 Fleece
- 50 Coastline™
- 51 Icecap™









# Women's Softstone Duck Insulated Bib Overall

**WB515**

**Shell:** 10 oz. 100% cotton sanded duck  
**Lining:** Medium-weight insulation quilted to polyester taffeta

- Adjustable elasticized bib straps and adjustable leg snaps for best fit
- Heavy-duty brass front and leg zippers with snap closure for easy on and off
- Heavy-duty nylon leg hem holds up to tough tasks
- Two large chest pockets with hook/loop closure, double tool pocket, hammer loop and zippered left back pocket store essentials

Black (BK)

Dark Brown (DBN)

Plum (PLM)

Realtree Edge® (EDG)

Titanium (TNM)

Length:	Size:
Short	S, M, L, XL, 2XL, 3XL*, 4XL*
Regular	S, M, L, XL, 2XL, 3XL*, 4XL*
Tall	S, M, L, XL, 2XL, 3XL*, 4XL*

\*1x upcharge  
Imported

Model:  
5' 6" | S | 6





## Women's Sherpa-Lined Softstone Duck Hooded Jacket **WHJ43**

**Shell:** 10 oz. 100% cotton sanded duck

**Body Lining:** Heavyweight sherpa

**Sleeve Lining:** Medium-weight insulation  
quilted to polyester taffeta

- Three-piece lined hood with drawstring, hidden rib knit storm cuffs, and extended back for added warmth
- Pleated elbows, action back, and snap-close side vents for added mobility
- Heavy-duty brass front zipper and triple-needle stitched main seams hold up to tough tasks
- Three inside pockets, plus two front pockets, easily store essentials

Dark Brown  
(DBN)

Dark Violet  
(DKV) - *New*

Deep Ocean  
(DOC)

Eucalyptus  
(EU) - *New*

Maroon  
(MN)

Midnight Rain  
(MDN) - *New*

Plum  
(PLM)

Realtree Edge®  
(EDG)

Sand  
(SD)

Steel Blue  
(SLB)

Tuscan  
(TSN)

**Length:** | **Size:**

Regular | S, M, L, XL, 2XL, 3XL\*, 4XL\*

Tall | M, L, XL

\* 1x upcharge  
Imported

Model:  
5'6" | S16

VINTAGE



## Women's Vintage Washed Duck Hooded Jacket

### WHJ44

**Shell:** 12 oz. 100% cotton sanded duck

**Body Lining:** Heavyweight sherpa

**Sleeve Lining:** Medium-weight insulation quilted to polyester taffeta

Steel Blue  
(SLB)

Titanium  
(TNM)

- Vintage wash for soft, broken-in feel and classic look
- Three-piece lined hood with drawstring, hidden rib knit storm cuffs, and extended back for added warmth
- Pleated elbows, action back, and snap-close side vents for added mobility
- Heavy-duty brass front zipper and triple-needle stitched main seams hold up to tough tasks
- Three inside pockets, plus two fleece-lined front pockets, easily store essentials

Length:	Size:
Regular	S, M, L, XL, 2XL, 3XL*, 4XL*
Tall	M, L, XL

\* 1x upcharge  
Imported

Model:  
5'10" | M | 5/6

## Women's Heathered Duck Hooded Jacket

### WHJ65

**Shell:** 10 oz. 60% cotton 40% polyester sanded duck

**Body Lining:** Heavyweight insulation quilted to polyester taffeta

**Sleeve Lining:** Medium-weight insulation quilted to polyester taffeta

Dark Violet  
(DKV) - New

Jade  
(JAD)

Maroon  
(MN)

Titanium  
(TNM)

- Three-piece insulated rain-blocker hood with drawcord and toggles, and rib knit storm cuffs keep you dry and warm
- Pleated elbows and action back extend range of motion
- Three inside pockets, zippered right chest pocket and two front patch pockets provide secure storage

Length:	Size:
Regular	S, M, L, XL, 2XL, 3XL*, 4XL*

\* 1x upcharge  
Imported

Model:  
5' 4" | L | 8



## Women's Hooded Softshell Jacket

### WJS301

**Fabric:** 9.7 oz. 100% polyester twill bonded to 100% cotton flannel

**Black  
(BK) - New**

**Heather Grey  
(GY)**

**Maroon  
(MN)**

- Water-repellent, wind resistant and breathable fabric keeps you warm and dry
- Adjustable cuffs, elastic drawcord with toggles on hood and waist, plus extended back, trap the heat
- Durable nylon front zipper provides easy on and off
- Zippered left chest pocket and zippered front pockets provide secure storage

**Length:**


**Size:**

Regular

S, M, L, XL, 2XL, 3XL\*, 4XL\*, 5XL\*\*, 6XL\*\*

\* 1x upcharge \*\* 2x upcharge  
Imported

Model:  
5' 6" | S | 6



## Women's Softstone Duck Hooded Jacket

### WHJ64

**Shell:** 10 oz. 100% cotton sanded duck

**Body Lining:** Heavyweight insulation quilted to polyester taffeta

**Sleeve Lining:** Medium-weight insulation quilted to polyester taffeta

**Black  
(BK)**

**Dark Brown  
(DBN)**

**Marsala  
(MLA) - New**

**Plum  
(PLM)**

**Titanium  
(TNM)**

- Three-piece insulated rain-blocker hood with drawcord and toggles, and hidden rib knit storm cuffs keep you dry and warm
- Pleated elbows and action back extend range of motion
- Three inside pockets, zippered right chest pocket and two front patch pockets provide secure storage

**Length:**

**Size:**

Regular


S, M, L, XL, 2XL, 3XL\*, 4XL\*

Tall

M, L, XL

\* 1x upcharge  
Imported

Model:  
5' 4" | M | 8





## Women's Sherpa-Lined Softstone Duck Jacket WJ15

**Shell:** 10 oz. 100% cotton sanded duck

**Body Lining:** Heavyweight sherpa

**Sleeve Lining:** Medium-weight insulation quilted to polyester taffeta

Brown  
(BD)

Maroon  
(MN)

Steel Blue  
(SLB) - New

Tuscan  
(TSN)

- Zip-through collar, hidden rib-knit storm cuffs and extended back provide added warmth
- Pleated elbows and action back extend range of motion
- Three inside pockets, zippered left chest pocket and two sherpa-lined front pockets provide ample storage

**Length:** **Size:**

Regular S, M, L, XL, 2XL, 3XL\*, 4XL\*

\* 1x upcharge  
Imported

Model:  
5' 6" | S | 6

NEW!



## Women's Softstone Micro-Duck Hooded Coat WHJ45

**Shell:** 4.7 oz. 55% cotton 45% polyester sanded duck

**Lining:** Heavyweight insulation quilted to polyester taffeta

Brown  
(BD)

Burnt Olive  
(BOL)

Grey Stone  
(GSN)

Marsala  
(MLA)

- Wind resistant fabric blocks the elements
- Three-piece sherpa-lined hood with drawcord and toggles plus hidden rib-knit storm cuffs keep you cozy
- Pleated elbows and action back plus snap-close side vents provide added mobility
- Three inside pockets and two front pockets provide convenient storage

**Length:** **Size:**

Regular S, M, L, XL, 2XL, 3XL\*, 4XL\*

Tall M, L, XL

\* 1x upcharge  
Imported

Model:  
5' 10" | M | 5/6



## Women's Softstone Washed Duck Utility Coat

**WCH68**

**Shell:** 6.3 oz. 100% cotton sanded duck

**Lining:** Heavyweight insulation quilted to polyester taffeta

Black  
(BK)

Cedar Green  
(CDG)

Steel Blue  
(SLB)

- Three-piece lined hood with drawcord, adjustable hook/loop cuffs and waist drawcord trap the heat and offer custom fit
- Two chest and front pockets with snap closure, plus fleece-lined hand-warmer pockets, and three inside pockets, provide added warmth and storage
- Pleated elbows and action back for extended range of motion
- Heavy-duty 2-way brass zipper is perfect for everyday wear

Length:	Size:
Regular	S, M, L, XL, 2XL, 3XL*, 4XL*
Tall	M, L, XL

\*1x upcharge  
Imported

Model:  
5'10" | M | 5/6

NEW!



## Women's Softstone Duck Barn Coat

**WCH65**

**Shell:** 10 oz. 100% cotton sanded duck

**Body Lining:** Medium-weight insulation quilted to flannel

**Sleeve Lining:** Medium-weight insulation quilted to polyester taffeta

Dark Brown  
(DBN)

Midnight Rain  
(MDN) - New

Plum  
(PLM)

Sand  
(SD)


Titanium  
(TNM)

- Zip-off, three-piece hood and extended back for added warmth
- Action back and snap-close side vents extend range of motion
- Three inside pockets, two snap-close and one zippered left chest pocket, plus two snap-close and two side-entry front pockets, provide optimal storage

Length:	Size:
Regular	S, M, L, XL, 2XL, 3XL*, 4XL*
Tall	M, L, XL

\*1x upcharge  
Imported

Model:  
5' 4" | M | 8



VINTAGE



## Women's Vintage Washed Duck Barn Coat

**WCH67**

**Shell:** 12 oz. 100% cotton sanded duck

**Body Lining:** Medium-weight insulation quilted to flannel

**Sleeve Lining:** Medium-weight insulation quilted to polyester taffeta

**Black (BK)** - New

**Brown (BD)**

**Maroon (MN)**

- Vintage wash for soft, broken-in feel and classic look
- Zip-off, three-piece hood and extended back for added warmth
- Action back and snap-close side vents extend range of motion
- Three inside pockets, two snap-close and one zippered left chest pocket, plus two snap-close and two side-entry front pockets, provide optimal storage

**Length:** **Size:**

Regular S, M, L, XL, 2XL, 3XL\*, 4XL\*

Tall M, L, XL

\* 1x upcharge  
Imported

Model:  
5' 4" | M | 8

## Women's Sherpa-Lined Softstone Duck Vest

**WV15**

**Shell:** 10 oz. 100% cotton sanded duck

**Lining:** Heavyweight sherpa

**Brown (BD)**

**Cedar Green (CDG)**

**Maroon (MN)**

**Titanium (TNM)** - New

**Tuscan (TSN)**

- Zip-through collar and extended back trap the heat
- Brass front zipper, triple-needle stitched main seams and reinforced bartacks at all stress points hold up to tough tasks
- Three inside chest pockets - right with zipper closure, zippered left chest pocket and two front sherpa-lined pockets safely store essentials

**Length:** **Size:**

Regular S, M, L, XL, 2XL, 3XL\*, 4XL\*

\* 1x upcharge  
Imported

Model:  
5' 6" | S | 6



## Women's Softshell Vest

### WVS301

**Fabric:** 9.7 oz. 100% polyester twill bonded to 100% cotton flannel

**Black  
(BK)** - New

**Magnet  
(MAG)**

**Maroon  
(MN)**

- Water-repellent, wind resistant and breathable fabric keeps you warm and dry
- Elastic drawcord with toggles on waist plus extended back trap the heat
- Durable nylon front zipper provides easy on and off
- Zippered left chest pocket and front pockets provide secure storage

**Length:**


**Size:**

Regular

S, M, L, XL, 2XL, 3XL\*, 4XL\*

\*1x upcharge  
Imported

Model:  
5' 4" | L | 8



OUTERWEAR - WOMEN'S

ACCESSORIES

BASICS

SAFETY

FLAME RESISTANT

CONCEALED CARRY

CAMOUFLAGE



## Women's Insulated Full-Zip Hooded Sweatshirt

**WSZ611**

**Shell:** 10.5 oz. 60% cotton 40% polyester fleece

**Shell (Cabernet):** 55% cotton 45% polyester fleece

**Body Lining:** Heavyweight sherpa

**Sleeve Lining:** Heavyweight polar fleece

**Black (BK)**

**Cabernet (CAB)**

**Grey (GY) - New**

**Midnight Rain (MDN) - New**

- Three-piece hood with drawstring, plus rib-knit cuffs and waistband hold in warmth
- Brass front zipper and reinforced bartacks at stress points stand up to the day's demands
- Two front pockets quickly store everyday essentials

**Length:**

**Size:**

Regular

S, M, L, XL, 2XL, 3XL\*, 4XL\*

\*1x upcharge  
Imported

Model:  
5' 4" | M | 8

**NEW!**



## Women's Signature Sleeve Hooded Pullover

**WSP401**

**Fabric:** 9 oz. 55% cotton 45% polyester fleece

**Cabernet (Heathered) (CAB)**

**Graphite (Heathered) (GPH)**

**Dark Teal (Heathered) (DTL) - New**

- Kangaroo pocket easily stores everyday items
- Three-piece hood with drawstring, plus rib-knit cuffs and waistband hold onto warmth
- Double-needle stitched main seams stand up to any job

**Length:**

**Size:**

Regular

S, M, L, XL, 2XL, 3XL\*, 4XL\*

\*1x upcharge  
Imported

Model:  
5' 4" | M | 8



## Women's Iceberg Hooded Pullover Sweatshirt **WSP413**

**Fabric:** 9 oz.

**Dark Violet:** 55% cotton 45% polyester

**Forest Camo:** 60% cotton 40% polyester

**Dark Violet  
(DKV) - New**

**Forest Camo  
(QFC) - New**

- Three-piece hood with drawstring, plus rib-knit cuffs and waistband hold in warmth
- Reinforced bartacks at stress points hold up to tough tasks
- Kangaroo pocket easily stores everyday items

Length:	Size:
Regular	S, M, L, XL, 2XL, 3XL*, 4XL*

\*1x upcharge  
Imported

Model:  
5'10" | M | 5/6



OUTERWEAR - WOMEN'S

ACCESSORIES

BASICS

SAFETY

FLAME RESISTANT

CONCEALED CARRY

CAMOUFLAGE



## Women's Coastline Waterproof Insulated Storm Jacket

### WRJ27

**Shell:** 6.5 oz. 100% nylon

**Body Lining:** Heavyweight insulation quilted to polyester taffeta

**Sleeve Lining:** Medium-weight insulation quilted to polyester taffeta

Black  
(BK)

Navy  
(NV) - *New*

Titanium  
(TNM)

- Waterproof, wind resistant, breathable fabric and adjustable rain-blocker hood protect from the elements
- Nylon front zipper covered by storm flap, adjustable cuffs and extended back trap the heat
- Three inside pockets plus zippered front pockets provide secure storage

**Length:** **Size:**

Regular S, M, L, XL, 2XL, 3XL\*, 4XL\*

Tall L, XL, 2XL

\*1x upcharge  
*Imported*

Model:  
5' 4" | M | 8

## Women's Coastline Waterproof Insulated Storm Pant

### WRP28

**Shell:** 6.5 oz. 100% nylon

**Lining:** Heavyweight insulation quilted to polyester taffeta

Black  
(BK)

Navy  
(NV) - *New*

Titanium  
(TNM)

- Waterproof yet breathable fabric keeps you dry while allowing for airflow
- Adjustable leg opening and hidden elastic leg cuff fit easily over pants
- Snap front elasticized waistband with nylon fly zipper
- Heavy-duty nylon leg hem holds up to wear and tear
- Two front pockets easily store items

**Length:** **Size:**

Regular S, M, L, XL, 2XL, 3XL\*, 4XL\*

\*1x upcharge  
*Imported*

Model:  
5' 6" | S | 6



## Women's Icecap Insulated Parka WNJ38

**Shell:** 9 oz. 1,000 denier nylon oxford  
**Lining:** Heavyweight insulation quilted to taffeta

**Black  
(BK)**

The Berne Icecap line is designed to keep you warm and dry in harsh climates.

- Waterproof fabric with wind and abrasion resistance creates a barrier against tough conditions
- Three-piece insulated hood with elastic drawcord and toggles, hidden storm cuffs and extended mid-thigh length block the cold
- Heavy-duty brass zipper covered by hook/loop storm flap and triple-needle stitched main seams hold up to tough tasks
- Three inside pockets, chest pockets with hook/loop closure and fleece-lined front pockets for ample storage

Length:	Size:
Regular	S, M, L, XL, 2XL, 3XL*, 4XL*

\*1x upcharge  
Imported

Model:  
5'10" | M 15/6



## Women's Icecap Insulated Bib Overall

**WNB834**

**Shell:** 9 oz. 1,000 denier nylon oxford  
**Lining:** Heavyweight insulation quilted to taffeta

**Black  
(BK)**

The Berne Icecap line is designed to keep you warm and dry in harsh climates.

- Waterproof fabric with wind and abrasion resistance creates a barrier against tough conditions
- Insulated high back design provides warmth
- Adjustable elasticized bib straps, elasticized waist and adjustable leg snaps provide best fit
- Zippered chest and back pockets, side utility pockets and hammer loop securely store essentials

Length:	Size:
Short	S, M, L, XL, 2XL, 3XL*, 4XL*
Regular	S, M, L, XL, 2XL, 3XL*, 4XL*
Tall	S, M, L, XL, 2XL, 3XL*, 4XL*

\*1x upcharge  
Imported

Model:  
5' 4" | L 18



# OUTERWEAR

## Youth

**DURABLE ENOUGH FOR  
WORK OR PLAY. WE'VE GOT  
KIDS COVERED.**

- 54 Bib Overalls
- 55 Coveralls
- 56 Jackets
- 58 Fleece
- 59 Coastline™
- 59 Toddler
- 61 Infant







**Youth Softstone Insulated Bib Overall**

**BB21**

**Shell:** 10 oz. 100% cotton sanded duck  
**Lining:** Heavyweight insulation quilted to polyester taffeta

- Insulated high back for extra warmth
- Four-needle stitching on waistband with full elastic back, adjustable elasticized bib straps and adjustable leg snaps for best fit
- Full-length brass front and leg zippers for easy on and off
- Two chest pockets and side utility pockets easily store that thing you told them to throw away

Bark (BB)	Black (BK)
Brown (BD)	Desert Rose (DRE)
Forest Camo (QFC) - New	Moss (MGN) - New
Plum (PLM)	Realtree Edge® (EDG)
Titanium (TNM)	

Length:	Size:
Regular	XS, S, M, L, XL

Imported

Model:  
5' 4" | XL | 14-16



## Youth Coastline Insulated Nylon Bib Overall

### BB32

**Shell:** 6.5 oz. 100% nylon

**Lining:** Medium-weight insulation quilted to polyester taffeta

Black  
(BK)

- Waterproof breathable fabric keeps kids dry and comfortable
- Hidden elastic leg storm cuffs keep out the cold
- Elasticized waistband and adjustable bib straps provide optimal fit
- Nylon front zipper for easier on and off
- Reflective piping on legs for added visibility

Length:	Size:
Regular	XS, S, M, L, XL

Imported

Model:  
4' 8" | 10/12



## Youth Softstone Insulated Coverall

### BI38

**Shell:** 10 oz. 100% cotton sanded duck

**Lining:** Heavyweight insulation quilted to polyester taffeta

Brown  
(BD)

- Heavy-duty brass front zipper and thigh-length leg zipper for easy on and off
- Inside chest pocket, two chest pockets, two front pockets with side openings, two reinforced back pockets and a utility pocket provide ample storage
- Elasticized waistband and adjustable leg snaps allow for customized fit
- Pleated action back allows for improved mobility

Length:	Size:
Regular	XS, S, M, L, XL

Imported

Model:  
5' 4" | XL | 14-16





## Youth Softstone Duck Hooded Jacket

**BHJ52**

**Shell:** 10 oz. 100% cotton sanded duck

**Body Lining:** Heavyweight insulation quilted to brushed tricot

**Sleeve Lining:** Heavyweight insulation quilted to polyester taffeta

Bark  
(BB)

Desert Rose  
(DRE) - *New*

Realtree Edge®  
(EDG)

Olive  
(OD)

Forest Camo  
(QFC) - *New*

Titanium  
(TNM)

- Three-piece lined hood with elastic inserts, plus rib-knit cuffs and waistband provide added warmth
- Reinforced bartacks at all stress points, triple-needle stitched main seams and brass front zipper hold up to the day's chores
- Three inside chest pockets and large front pockets for storage

**Length:** **Size:**

Regular XS, S, M, L, XL

*Imported*

Model:  
5' 4" | XL | 14-16

## Girls' Sherpa-Lined Softstone Duck Hooded Coat

**BHJ41**

**Shell:** 10 oz. 100% cotton sanded duck

**Body Lining:** Heavyweight sherpa

**Sleeve Lining:** Heavyweight insulation quilted to polyester taffeta

Desert Rose  
(DRE)

Eucalyptus  
(EU) - *New*

Plum  
(PLM)

Steel Blue  
(SLB)

- Three-piece lined hood with elastic inserts, hidden rib-knit storm cuffs and extended back for optimal warmth
- Pleated action back allows for improved mobility
- Three inside chest pockets and two front on-seam pockets for storage
- Princess seams for a feminine cut

**Length:** **Size:**

Regular XS, S, M, L, XL

*Imported*

Model:  
4' 8" | 10/12



## Youth Highland Softstone Duck Hooded Jacket

### BHJ61

**Shell:** 10 oz. 100% cotton sanded duck

**Lining:** Heavyweight insulation quilted to polyester taffeta

Bark  
(BB)

Black  
(BK)

Moss  
(MGN) - New

Plum  
(PLM)

- Three-piece lined hood with elastic inserts, hidden rib-knit cuffs and waistband protect from the weather
- Pleated action back allows for improved mobility
- Brass front zipper and triple-needle stitched main seams hold up to the day's chores
- Three inside chest pockets and large front pockets for storage

Length:	Size:
Regular	XS, S, M, L, XL

Imported

Model:  
4' 8" | 10/12



## Boys' Sherpa-Lined Softstone Duck Hooded Coat

### BHJ42

**Shell:** 10 oz. 100% cotton sanded duck

**Body Lining:** Heavyweight sherpa

**Sleeve Lining:** Heavyweight insulation quilted to polyester taffeta

Bark  
(BB)

Olive  
(OD)

Titanium  
(TNM) - New

- Three-piece lined hood with elastic inserts, hidden rib-knit storm cuffs and extended back for optimal warmth
- Pleated action back allows for improved mobility
- Adjustable side tabs provide customized wear
- Three inside chest pockets and two front welt pockets for storage

Length:	Size:
Regular	XS, S, M, L, XL

Imported

Model:  
5' 4" | XL | 14-16



NEW!



## Youth Softstone Micro-Duck Hooded Coat

**BHJ63**

**Shell:** 4.7 oz. 55% cotton 45% polyester sanded duck

**Lining:** Medium-weight insulation quilted to polyester taffeta

Black  
(BK)

Cobalt  
(COB)

Dark Watermelon  
(DWM)

- Three-piece hood and elasticized cuffs trap the heat
- Durable nylon front zipper provides easy on and off
- Three inside pockets and three snap-close front pockets securely store essentials

Length:	Size:
Regular	XS, S, M, L, XL

Imported

NEW!



## Youth Signature Sleeve Hooded Pullover

**BSP401**

**Fabric:** 9 oz. 55% cotton 45% polyester fleece

Cabernet (Heathered)  
(CAB)

Graphite (Heathered)  
(GPH)

- Three-piece hood, plus rib-knit cuffs and waistband to hold onto warmth
- Double-needle stitched main seams stand up to any job
- Kangaroo pocket easily stores everyday items

Length:	Size:
Regular	XS, S, M, L, XL

Imported

Model:  
4' 8" | 110/12



## Youth Coastline Nylon Hooded Jacket

### BRJ63

**Shell:** 6.5 oz. 100% nylon

**Lining:** Medium-weight insulation quilted to polyester taffeta


**Black  
(BK)**

- Waterproof, breathable fabric and adjustable rain-blocker hood protect from the elements
- Hidden storm cuffs and nylon front zipper covered by storm flap to trap the heat
- Three inside pockets and two snap-close front pockets provide secure storage

Length:	Size:
Regular	XS, S, M, L, XL

Imported

Model:  
4' 8" | 10/12



## Toddler Softstone Insulated Bib Overall

### BB21T

**Shell:** 10 oz. 100% cotton sanded duck

**Lining:** Heavyweight insulation quilted to polyester taffeta

**Bark  
(BB)**

**Black  
(BK)**

**Desert Rose  
(DRE)**

**Realtree Edge®  
(EDG) - New**

**Forest Camo  
(QFC) - New**

**Moss  
(MGN) - New**

**Plum  
(PLM)**

**Titanium  
(TNM)**

- Insulated high back for extra warmth
- Reinforced knees complete with heavy-duty nylon leg hem take on daily chores
- Full-length brass front and leg zippers for easy on and off

Length:	Size:
Regular	2T, 3T, 4T

Imported



OUTERWEAR - YOUTH

ACCESSORIES

BASICS

SAFETY

FLAME RESISTANT

CONCEALED CARRY

CAMOUFLAGE



## Toddler Softstone Hooded Jacket

### BHJ52T

**Shell:** 10 oz. 100% cotton sanded duck

**Body Lining:** Heavyweight insulation quilted to brushed tricot

**Sleeve Lining:** Heavyweight insulation quilted to polyester taffeta

Bark  
(BB)

Desert Rose  
(DRE) - New

Forest Camo  
(QFC) - New

Titanium  
(TNM)

- Three-piece lined hood with elastic inserts, plus rib-knit cuffs and waistband provide added warmth
- Reinforced bartacks at all stress points, triple-needle stitched main seams and brass front zipper hold up to the day's chores
- Three inside chest pockets and large front pockets for storage

**Length:** **Size:**

Regular | 2T, 3T, 4T

Imported

## Toddler Girls' Sherpa-Lined Softstone Duck Hooded Coat

### BHJ41T

**Shell:** 10 oz. 100% cotton sanded duck

**Body Lining:** Heavyweight sherpa

**Sleeve Lining:** Heavyweight insulation quilted to polyester taffeta

Desert Rose  
(DRE)

Eucalyptus  
(EU) - New

Plum  
(PLM)

Steel Blue  
(SLB)

- Three-piece lined hood with elastic inserts, hidden rib-knit storm cuffs and extended back for optimal warmth
- Pleated action back allows for improved mobility
- Triple-needle stitched main seams hold up to daily chores
- Princess seams for a feminine cut

**Length:** **Size:**

Regular | 2T, 3T, 4T

Imported



## Toddler Boys' Sherpa-Lined Softstone Duck Hooded Coat

### BHJ42T

**Shell:** 10 oz. 100% cotton sanded duck

**Body Lining:** Heavyweight sherpa

**Sleeve Lining:** Medium-weight insulation quilted to polyester taffeta

Bark  
(BB)

Olive  
(OD)

Titanium  
(TNM)

- Three-piece lined hood with elastic inserts, hidden rib-knit storm cuffs and extended back for optimal warmth
- Pleated action back allows for improved mobility
- Brass front zipper and triple-needle stitched main seams hold up to wear and tear

Length:	Size:
Regular	2T, 3T, 4T

Imported



## Infant Softstone Hooded Coat

### BHJ42M

**Shell:** 10 oz. 100% cotton sanded duck

**Body Lining:** Heavyweight sherpa

**Sleeve Lining:** Medium-weight insulation quilted to polyester taffeta

Bark  
(BB)

Desert Rose  
(DRE)

- Three-piece lined hood with elastic inserts, hidden rib-knit storm cuffs and extended back for optimal warmth
- Pleated action back allows for improved mobility
- Brass front zipper and triple-needle stitched main seams hold up to wear and tear

Length:	Size:
Regular	12M, 18M, 24M

Imported





## Infant Softstone Insulated Duck Bib Overall

**BB22M**

**Shell:** 10 oz. 100% cotton sanded duck

**Lining Above Waist:** Heavyweight polyester  
fine sherpa

**Lining Below Waist:** Heavyweight insulation  
quilted to polyester taffeta

- Insulated with sherpa high back for extra warmth and hidden elastic leg storm cuffs to keep little ones cozy
- Four-needle stitching on waistband with full elastic back and adjustable elasticized bib straps for comfortable fit
- Extended brass full-length zipper for easy on and off

**Bark  
(BB)**

**Desert Rose  
(DRE)**

**Length:** **Size:**

Regular | 12M, 18M, 24M

*Imported*







# ACCESSORIES

**EXTENDING QUALITY  
WORKWEAR FROM  
HEAD-TO-TOE.**

- 61 Caps
- 62 Beanies
- 63 Hoods
- 64 Gloves
- 67 Socks
- 69 Youth



Classic Leather Work Glove | Gold  
Heartland Flannel Shift Jacket | Plaid Slate







## Logo Trucker Cap

**H145**

Graphite  
(GPH)

- Adjustable snap strap
- Structured fit holds shape
- One size fits most

*Imported*



## Logo Trucker Cap

**H146**

Cedar Green  
(CDG)

- Adjustable snap strap
- Structured fit holds shape
- One size fits most

*Imported*



## Flex Fit Bear Logo Cap

**H160**

Black  
(BK)

Slate  
(SLA)

- Adjustable snap strap
- Structured fit holds shape
- One size fits most

*Imported*



## Heritage Knit Cuff Beanie

**H150**

Fabric: 100% acrylic rib knit

Blue Black (BBK)	Brown (BD)
Black (BK)	Blue White (BLW) - <i>New</i>
Brindle (BND) - <i>New</i>	Black White (BW)
Cedar Green Black (CDB)	Grey White (GYW) - <i>New</i>
Hickory Heather (HH)	Lichen (LCN) - <i>New</i>
Maroon Black (MNB)	Mauve (MV)
Navy (NV)	Orange (OR)
Steel Blue (SLB)	White (WH) - <i>New</i>
Yellow (YW)	Magenta (MA) - <i>New</i>
Magenta White (MAW) - <i>New</i>	

Imported



## Heritage Knit Beanie

**H149**

Fabric: 100% acrylic rib knit

Black (BK)	Black White (BW)
Brindle (BND) - <i>New</i>	Brown (BD)
Cedar Green Black (CDB)	Maroon Black (MNB)
Orange (OR)	Yellow (YW)
Navy (NV) - <i>New</i>	

Imported





Heritage Snap-On  
Duck Hood  
**HD100**

**Shell:** 10 oz. 100% cotton duck  
**Lining:** Heavyweight insulation quilted to polyester taffeta

- Black (BK)
- Brown (BD)

- Compatible with **CH416** and **I417**
- Three-piece insulated hood with drawstring for added warmth
- Easily snaps in place
- One size fits most

*Imported*



Highland Snap-On  
Washed Duck Hood  
**HD101**

**Shell:** 12 oz. 100% cotton sanded duck  
**Lining:** Heavyweight insulation quilted to polyester taffeta

- Bark (BB)
- Midnight (MD) - *New*

- Compatible with **CH377**
- Washed fabric for that soft, broken-in feel
- Three-piece insulated hood with drawstring for added warmth
- Easily snaps in place
- One size fits most

*Imported*



Heritage Snap-On Twill Hood  
**HD414**

**Shell:** 7.5 oz. 65% polyester 35% cotton perm-press twill  
**Lining:** Heavyweight insulation quilted to polyester taffeta

- Navy (NV)

- Compatible with **CH414** and **I414**
- Three-piece insulated hood with drawstring for added warmth
- Easily snaps in place
- One size fits most

*Imported*



## Youth Heavy-Duty Insulated Work Glove

**GLVY15**

Fabric: Heavy-duty synthetic oxford

**Black  
(BK)**

- Waterproof, fabric and Thinsulate® Insulation keep hands warm and dry
- Touchscreen fingers
- Adjustable wrist snap and fleece storm cuff for snug fit
- **Prop 65 warning\***

S, M, L  
Imported



## Heavy-Duty Insulated Work Glove

**GLV15**

Fabric: Heavy-duty synthetic oxford

**Black  
(BK)**

- Waterproof, fabric and Thinsulate® Insulation keep hands warm and dry
- Touchscreen fingers
- Adjustable wrist snap and fleece storm cuff for snug fit
- **Prop 65 warning\***

M, L, XL  
Imported



## Women's Heavy-Duty Insulated Work Glove

**GLVW15**

Fabric: Heavy-duty synthetic oxford

**Black  
(BK)**

- Waterproof, fabric and Thinsulate® Insulation keep hands warm and dry
- Touchscreen fingers
- Adjustable wrist snap and fleece storm cuff for snug fit
- **Prop 65 warning\***

S, M, L  
Imported



### Prop. 65 Warning for California Residents

**\*WARNING:** This product can expose you to chemicals known to the State of California to cause cancer, birth defects, or other reproductive harm. For more information go to [www.P65Warnings.ca.gov/product](http://www.P65Warnings.ca.gov/product)



## Insulated Work Glove

### GLV12

**Shell:** Heavyweight cotton duck

**Lining:** Heavyweight 3M Thinsulate®  
Insulation lined with tricot

Black  
(BK)

Brown  
(BD)

- Waterproof yet breathable to keep hands dry
- 3M Thinsulate® Insulation traps heat without adding bulk
- Prop 65 warning\*

M, L, XL, 2XL\*, 3XL\*, 4XL\*

\*1x upcharge  
Imported



## Sherpa-Lined Mitten

### GLV95

**Shell:** Premium cow split leather

Black  
(BK)

Gold  
(GLD)

- Waterproof yet breathable to keep hands dry
- Heavyweight sherpa lining for an added layer of warmth
- Prop 65 warning\*

M, L, XL, 2XL\*, 3XL\*, 4XL\*

\*1x upcharge  
Imported



## Quick Grip Glove, 3-Pack

### GLV61

**Shell:** Lightweight polyester knit dipped in latex

Black  
(BK)

- Form-fitting design maintains dexterity
- Quick-Grip palm
- Convenient 3-Pack
- Prop 65 warning\*

M, L, XL, 2XL

Imported



## Classic Leather Work Glove

### GLV67

**Fabric:** Premium cow split leather

Gold  
(GLD)

- Double-layer, reinforced palm for added durability
- Classic fit for comfortable wear
- **Prop 65 warning\***

M, L, XL, 2XL\*

\*1x upcharge  
Imported



## Flip-Top Glove Mitten

### GLV10

**Shell:** Heavyweight cotton duck

**Lining:** Medium-weight 3M Thinsulate®  
Insulation lined with tricot

Black  
(BK)

- Flip-top mitten converts to fingerless glove for dexterity
- 3M Thinsulate® Insulation traps heat without adding bulk
- **Prop 65 warning\***

M, L, XL, 2XL\*, 3XL\*, 4XL\*

\*1x upcharge  
Imported



## Hex Grip Performance Glove

### GLV66

**Fabric:** Lightweight polyester knit with synthetic leather

Black  
(BK)

- Performance fit allows for added mobility
- Padded Hex-Grip palm and fingertips add grip and dexterity
- **Prop 65 warning\***

M, L, XL, 2XL\*

Imported



#### Prop. 65 Warning for California Residents

**\*WARNING:** This product can expose you to chemicals known to the State of California to cause cancer, birth defects, or other reproductive harm. For more information go to [www.P65Warnings.ca.gov/product](http://www.P65Warnings.ca.gov/product)



## Performance Work Crew Socks, 3-Pack

**SK102**

**Fabric:** 73% polyester 23% cotton 4% spandex

Graphite White  
(GPW)

Brindle  
(BND)

- Ventilated channel promotes air movement
- Arch support to keep you comfortable
- Reinforced heel and toe hold up to wear and tear

Shoe size | 6-12, 12-15

Imported

## Wool-Blend Comfort Boot Socks, 3-Pack

**SK103**

**Fabric:** 59% polyester 24% cotton 13% wool 4% spandex

Black White  
(BW)

Green White  
(GW)

- Wool blend wicks and dries moisture quickly
- Comfort blend fabric cushions the foot
- Fitted heel doesn't slip

Shoe size | 6-12, 12-15

Imported

## Wool-Blend Heavy-Duty Boot Socks, 2-Pack

**SK104**

**Fabric:** 66% polyester 18% cotton 12% wool 4% spandex

Brown  
(BRN)

Graphite  
(GPH)

- Arch support and cushioned sole for comfort
- Odor protection to spare your loved ones
- Reinforced heel and toe hold up to wear and tear

Shoe size | 6-12, 12-15

Imported

## Everyday Work Crew Socks, 3-Pack

**SK101**

**Fabric:** 77% cotton 20% polyester 3% spandex

Black  
(BK)

Grey  
(GY)

- Moisture-wicking technology and ventilated channel keep sweat from sticking
- Arch support to keep you comfortable on your feet
- Reinforced heel and toe hold up to wear and tear

Shoe size | 6-12, 12-15

Imported



## Wool-Blend Heavy-Duty Quarter Socks, 3-Pack

**SK109**

**Fabric:** 66% polyester 18% cotton 12% wool  
4% spandex



- Odor protection to spare your loved ones
- Arch support and cushioned sole for comfort

Shoe size 6-12

Imported



## Everyday Work Quarter Socks, 3-Pack

**SK107**

**Fabric:** 77% cotton 20% polyester  
3% spandex



- Moisture wicking technology and ventilated channel keep sweat from sticking

Shoe size 6-12


Imported



## Wool-Blend Comfort Quarter Socks, 3-Pack

**SK108**

**Fabric:** 59% Poly 24% Cotton 13% Wool  
4% Spandex



- Comfort blend fabric designed to stay soft
- Fitted heel for added support

Shoe size 6-12

Imported



NEW!



## Youth Heritage Knit Cuff Beanie

**HY150**

**Fabric:** 100% acrylic rib knit

- One size fits most

Black  
(BK)

Black White  
(BW)

Brown  
(BD)

Mauve  
(MV)

Magenta  
(MA) - New

Magenta White  
(MAW) - New

Steel Blue  
(SLB)

*Imported*







# BASICS

## MEN'S

### YEAR-ROUND WORKWEAR STAPLES.

Tough enough for grueling jobs and comfortable enough for all-day wear.

78	T-Shirts
86	Shirts
88	Pants
90	Jeans
96	Shorts
99	Unlined Bib Overalls
103	Unlined Coveralls



Work Vent Performance Short Sleeve Pocket Tee | Space Blue Heathered  
Heartland Flex Duck Work Short | Slate  
Logo Trucker Cap | Graphite







# Performance Short Sleeve Pocket Tee

## BSM38

**Fabric:** 4.2 oz. 60% cotton  
40% polyester jersey  
**Fabric (BSM76GY):** 88% cotton  
12% polyester jersey


- Moisture-wicking technology dries sweat quickly
- Stain release keeps this tee looking new
- Performance fit for comfortable wear
- Taped neck seam and tagless neck label prevent chafing
- Chest pocket easily stores small items

Black (BK)	Brown (Heathered) (BR)
Deep Red (Heathered) (DR)	Heather Grey (BSM76GY)
Navy (NVY)	Lichen (Heathered) (LCN)
Pine (Heathered) (PN)	Orange (ORA)
Space Blue (Heathered) (SBL)	Riptide (RIP)
Yellow (YEL)	Slate (SLA)
Shamrock (Heathered) (SHK) - New	Forest Camo (QFC) - New
Blue (Heathered) (BL) - New	Black (Heathered) (BKH) - New
Realtree EDGE® (EDG)	

Length:	Size:
Regular	S, M, L, XL, 2XL, 3XL*, 4XL*, 5XL**, 6XL**
Tall	L, XL, 2XL, 3XL*, 4XL*, 5XL**, 6XL**

\* 1x upcharge \*\* 2x upcharge  
Imported

Model:  
6'0" | 32"x30" | L





## Performance Sleeveless Pocket Tee

### BSM35

**Fabric:** 4.2 oz. 60% cotton 40% polyester jersey  
**(Heather Grey):** 88% cotton 12% polyester jersey

Black  
(BK)

Carolina Blue  
(CAR)

Deep Red (Heathered)  
(DR)

Heather Grey  
(GY)

Navy  
(NVY)

Slate  
(SLA)

Space Blue  
(SBL)


Yellow  
(YEL)

- Moisture-wicking technology dries sweat quickly
- Stain release keeps this tee looking new
- Performance fit for comfortable wear
- Taped neck seam and tagless neck label prevent chafing

Length:	Size:
Regular	S, M, L, XL, 2XL, 3XL*, 4XL*
Tall	L, XL, 2XL, 3XL*, 4XL*, 5XL**, 6XL**

\* 1x upcharge \*\* 2x upcharge  
 Imported

Model:  
 6' 0" | 32"x30" | L



## Performance Long Sleeve Pocket Tee

### BSM39

**Fabric:** 4.2 oz. 60% cotton 40% polyester jersey  
**Fabric (BSM40GY):** 88% cotton 12% polyester jersey

Black  
(BK)

Brown (Heathered)  
(BR)

Heather Grey  
(BSM40GY)

Navy  
(NVY)

Orange  
(ORA)

Pine (Heathered)  
(PN)

Slate  
(SLA)

Yellow  
(YEL)

Riptide (Heathered)  
(RIP) - New


Realtree EDGE®  
(EDG)


- Moisture-wicking technology dries sweat quickly
- Stain release keeps this tee looking new
- Performance fit, taped neck seam and tagless neck label for comfortable wear

Length:	Size:
Regular	S, M, L, XL, 2XL, 3XL*, 4XL*, 5XL**, 6XL**
Tall	L, XL, 2XL, 3XL*, 4XL*, 5XL**, 6XL**

\* 1x upcharge \*\* 2x upcharge  
 Imported

Model:  
 6' 0" | 34"x34" | XL





## Heavyweight Long Sleeve Pocket Tee

### BSM23

**Fabric:** 6 oz. 100% cotton jersey

**Fabric (BSM46GY):** 88% cotton  
12% polyester jersey

Black  
(BK)

Brown  
(BR) - New

Navy  
(NVY)

Heather Grey  
(BSM46GY)

- Heavyweight preshrunk, ring-spun cotton holds up to wear and tear and resists shrinking
- Side seams help minimize twisting
- Taped neck seam and tagless neck label prevent chafing
- Double-needle top-stitching on main seams for durable wear

Length:	Size:
Regular	S, M, L, XL, 2XL, 3XL*, 4XL*
Tall	L, XL, 2XL, 3XL*, 4XL*, 5XL**, 6XL**

\* 1x upcharge \*\* 2x upcharge  
Imported

Model:  
6'1" | 32"x34" | L



## WorkVent Performance Long Sleeve Pocket Tee

### BSM42

**Fabric:** 5 oz. 60% cotton 40% polyester jersey

**Fabric (Heather Grey):** 5 oz. 88% cotton  
12% polyester

Black (Heathered)  
(BK)

Heather Grey  
(GY)

Maroon (Heathered)  
(MN)

Space Blue (Heathered)  
(SBL)

- Moisture-wicking technology dries sweat quickly
- Stain release keeps this tee looking new
- Breathable side vents promote airflow
- Extended tail, taped neck seam and tagless neck label for comfortable wear

Length:	Size:
Regular	S, M, L, XL, 2XL, 3XL*, 4XL*
Tall	L, XL, 2XL, 3XL*, 4XL*, 5XL**, 6XL**

\* 1x upcharge \*\* 2x upcharge  
Imported

Model:  
6'1" | 32"x30" | L



## Heavyweight Short Sleeve Pocket Tee

### BSM16

**Fabric:** 6 oz. 100% cotton jersey

**Fabric (BSM32GY):** 88% cotton 12% polyester jersey

Black  
(BK)

Light Olive  
(LOV)

Desert  
(DS)

Navy  
(NVY)

Heather Grey  
(BSM32GY)

Royal Blue  
(RB)

Maroon  
(MN)

Pine  
(PN) - New

Tomato  
(TOM) - New

- Heavyweight preshrunk, ring-spun cotton holds up to wear and tear and resists shrinking
- Side seams help minimize twisting
- Chest pocket easily stores small items

Length:	Size:
Regular	S, M, L, XL, 2XL, 3XL*, 4XL*
Tall	L, XL, 2XL, 3XL*, 4XL*, 5XL**, 6XL**

\*1x upcharge \*\*2x upcharge  
Imported

Model:  
6'1" | 32"x34" | L



## WorkVent Performance Short Sleeve Pocket Tee

### BSM41

**Fabric:** 5 oz. 60% cotton 40% polyester jersey

**Fabric (Heather Grey):** 5 oz. 88% cotton 12% polyester

Black (Heathered)  
(BK)

Heather Grey  
(GY)

Maroon (Heathered)  
(MN)


Space Blue (Heathered)  
(SBL)


- Moisture-wicking technology dries sweat quickly
- Stain release keeps this tee looking new
- Breathable side vents promote airflow
- Extended tail, taped neck seam and tagless neck label for comfortable wear

Length:	Size:
Regular	S, M, L, XL, 2XL, 3XL*, 4XL*
Tall	L, XL, 2XL, 3XL*, 4XL*, 5XL**, 6XL**

\*1x upcharge \*\*2x upcharge  
Imported

Model:  
6'0" | 32"x30" | L





## Signature Long Sleeve Performance Tee

### BSM14

**Fabric:** 4.2 oz. 60% cotton 40% polyester jersey

Black  
(BK)

Blue (Heathered)  
(BL) - *New*

Brick  
(BRK) - *New*

Slate  
(SLA)

- Taped neck seam and tagless neck label prevent chafing
- Performance fit for comfortable wear
- Moisture-wicking technology dries sweat quickly
- Stain release keeps this tee looking new

Length:	Size:
Regular	S, M, L, XL, 2XL, 3XL*, 4XL*
Tall	L, XL, 2XL, 3XL*, 4XL*, 5XL**, 6XL**

\* 1x upcharge \*\* 2x upcharge  
*Imported*

Model:  
6'1" | 32"x34" | L

## Heavyweight Long Sleeve Henley

### BSM25

**Fabric:** 6 oz. 100% cotton jersey

**Fabric (Heather Grey):** 88% cotton  
12% polyester jersey

Black  
(BK)

Desert  
(DS)

Heather Grey  
(GY)

Navy  
(NVY)

- Heavyweight preshrunk, ring-spun cotton holds up to wear and tear and resists shrinking
- Long sleeves with rib-knit cuffs keep you comfortable on cooler days
- Taped neck seam and tagless neck label prevent chafing
- Double-needle top-stitching on main seams for durable wear
- Three button placket and left chest pocket for that classic Henley look

Length:	Size:
Regular	S, M, L, XL, 2XL, 3XL*, 4XL*
Tall	L, XL, 2XL, 3XL*, 4XL*, 5XL**, 6XL**

\* 1x upcharge \*\* 2x upcharge  
*Imported*

Model:  
6'1" | 32"x34" | L



## Heavyweight Short Sleeve Henley

### BSM18

**Fabric:** 6 oz. 100% cotton jersey  
**Fabric (Heather Grey):** 88% cotton  
 12% polyester jersey

Black  
(BK)

Desert  
(DS)

Heather Grey  
(GY)

Navy  
(NVY)

- Heavyweight preshrunk, ring-spun cotton holds up to wear and tear and resists shrinking
- Taped neck seam and tagless neck label prevent chafing
- Double-needle top-stitching on main seams for durable wear
- Three button placket and left chest pocket for that classic Henley look

Length:	Size:
Regular	S, M, L, XL, 2XL, 3XL*, 4XL*
Tall	L, XL, 2XL, 3XL*, 4XL*, 5XL**, 6XL**

\*1x upcharge  
 Imported

Model:  
 6' 0" | 34"x34" | XL



OUTERWEAR  
 ACCESSORIES

BASICS - MEN'S

## 1915 Logo T-Shirt

### BSM300

**Fabric:** 4.3 oz. jersey, 60% cotton 40% polyester

Black (Heathered)  
(BKH)

- Moisture-wicking technology dries sweat quickly
- Taped neck seam and tagless neck label prevent chafing
- Performance fit for comfortable wear

Length:	Size:
Regular	XS, S, M, L, XL, 2XL, 3XL*, 4XL*

\*1x upcharge  
 Imported

Model:  
 5'6" | 32" x 34" | L

NEW!



SAFETY  
 FLAME RESISTANT  
 CONCEALED CARRY  
 CAMOUFLAGE

NEW!



## Outdoor Logo T-Shirt

**BSM301**

Fabric: 4.3 oz. jersey, 60% cotton 40% polyester

Cedar Green  
(CDG)

- Moisture-wicking technology dries sweat quickly
- Taped neck seam and tagless neck label prevent chafing
- Performance fit for comfortable wear

Length:	Size:
Regular	XS, S, M, L, XL, 2XL, 3XL*, 4XL*

\* 1x upcharge  
Imported

Model:  
5'6" | 32" x 34" | L

NEW!



## Big Bear Mountains T-Shirt

**BSM302**

Fabric: 4.3 oz. jersey, 60% cotton 40% polyester

Steel Blue (Heathered)  
(SLB)

- Moisture-wicking technology dries sweat quickly
- Taped neck seam and tagless neck label prevent chafing
- Performance fit for comfortable wear

Length:	Size:
Regular	XS, S, M, L, XL, 2XL, 3XL*, 4XL*

\* 1x upcharge  
Imported

Model:  
5'6" | 32" x 34" | L



## Big Bear Trees T-Shirt

**BSM303**

Fabric: 4.3 oz. jersey, 60% cotton 40% polyester

Lichen  
(LCN)

- Moisture-wicking technology dries sweat quickly
- Taped neck seam and tagless neck label prevent chafing
- Performance fit for comfortable wear

Length:	Size:
Regular	XS, S, M, L, XL, 2XL, 3XL*, 4XL*

\*1x upcharge  
Imported

Model:  
5'6" | 32" x 34" | L

**NEW!**



## Big Bear Barn T-Shirt

**BSM304**

Fabric: 4.3 oz. jersey, 60% cotton 40% polyester

Dark Red (Heathered)  
(DRD)

- Moisture-wicking technology dries sweat quickly
- Taped neck seam and tagless neck label prevent chafing
- Performance fit for comfortable wear

Length:	Size:
Regular	XS, S, M, L, XL, 2XL, 3XL*, 4XL*

\*1x upcharge  
Imported

Model:  
5'6" | 32" x 34" | L

**NEW!**



OUTERWEAR  
ACCESSORIES

BASICS - MEN'S

SAFETY  
FLAME RESISTANT  
CONCEALED CARRY  
CAMOUFLAGE



## Foreman Flex Long Sleeve Button Down Shirt

**SH26**

**Fabric:** 4 oz. 83% cotton 14% polyester 3% spandex twill

Marled Blue Heron  
(MBH)

Marled Grey  
(MGY)

Marled Lichen  
(MLC)

Plaid Blue Q  
(PBQ)

Plaid Blue U  
(PBU)

Plaid Blue V  
(PBV)

Plaid Cedar Green Cream  
(PCG)

Plaid Grey A  
(PGA)

Plaid White Black  
(PWB)

- Moisture-wicking technology dries sweat quickly
- Stretch fabric and adjustable cuffs provide custom fit
- Underarm vents provide optimal airflow

**Length:** **Size:**

Regular S, M, L, XL, 2XL, 3XL\*, 4XL\*

Tall M, L, XL, 2XL, 3XL\*, 4XL\*

\*1x upcharge  
Imported

Model:  
6'0" | 32"x30" | L

## Foreman Flex Short Sleeve Button Down Shirt

**SH27**

**Fabric:** 4 oz. 83% cotton 14% polyester 3% spandex

Marled Blue Heron  
(MBH)

Plaid Blue U  
(PBU)

Plaid Grey A  
(PGA)

- Moisture-wicking technology dries sweat quickly
- Stretch fabric for comfortable fit
- Underarm vents and short sleeves keep you cool on warmer days
- Button-down collar, reinforced front placket and classic fit with generous length keep everything in place
- Reinforced pocket with pen slot for convenient storage

**Length:** **Size:**

Regular S, M, L, XL, 2XL, 3XL\*, 4XL\*

Tall M, L, XL, 2XL, 3XL\*, 4XL\*

\*1x upcharge  
Imported


Model:  
6'1" | 32"x34" | L



## Heritage Long Sleeve Flannel Work Shirt

**SH29**

**Fabric:** 4.6 oz. 100% cotton flannel



- Adjustable button cuffs for custom fit
- Button-down collar and reinforced front placket keep everything in place
- Classic, generous fit with enough length to stay tucked in
- Brushed fabric provides a soft feel

Length:	Size:
Regular	M, L, XL, 2XL, 3XL*, 4XL*
Tall	M, L, XL, 2XL, 3XL*, 4XL*, 5XL**, 6XL**

\*1x upcharge \*\*2x upcharge  
Imported

Model:  
5'6" | 32" x 34" | L



## Foreman Flex Long Sleeve Chambray Button Down Shirt

**SH28**

**Fabric:** 3.5 oz. 98% cotton 2% spandex chambray



- Moisture-wicking technology dries sweat quickly
- Stretch fabric and adjustable cuffs provide custom fit
- Underarm vents provide optimal airflow
- Button-down collar, reinforced front placket and classic fit with generous length keep everything in place
- Reinforced pocket with pen slot for convenient storage

Length:	Size:
Regular	S, M, L, XL, 2XL, 3XL*, 4XL*
Tall	M, L, XL, 2XL, 3XL*, 4XL*

\*1x upcharge  
Imported

Model:  
6'0" | 32" x 32" | M





## Heartland Washed Duck Relaxed Fit Carpenter Pant

**P967**

**Fabric:** 10 oz. 100% cotton sanded duck

**Bark  
(BB)**

**Brown  
(BD)**

**Black  
(BK)**

**Navy  
(ND)**

**Timber Khaki  
(TKH)**

- Relaxed fit and straight leg for comfort
- Button front with brass fly zipper, triple-needle stitched main seams and reinforced bartacks at stress points hold up to any task
- Side utility pockets, hammer loop and two tape measure loops to keep your tools handy

Inseam:	Waist:
30	30, 31, 32, 33, 34, 35, 36, 38, 40, 42, 44*, 46*, 48*, 50*, 52*, 54*, 56**, 58**, 60**
32	30, 31, 32, 33, 34, 35, 36, 38, 40, 42, 44*, 46*, 48*, 50*, 52*, 54*, 56**, 58**, 60**
34	30, 32, 34, 36, 38, 40, 42, 44*, 46*, 48*, 50*, 52*, 54*, 56**, 58**, 60**
36	30, 32, 34, 36, 38, 40, 42

\* 1x upcharge \*\* 2x upcharge  
*Imported*

Model:  
6'0" | 32"x32" | M

## Highland Flex Duck Relaxed Fit Carpenter Pant

**P921**

**Fabric:** 7.8 oz. 98% cotton 2% spandex duck

**Navy  
(ND)**

**Slate  
(SLA)**

**Timber Khaki  
(TKH)**

- Relaxed fit for comfortable wear
- Button front with brass fly zipper, triple-needle stitched main seams and reinforced bartacks at stress points hold up to any task
- Side utility pockets for extra storage

Inseam:	Waist:
30	30, 31, 32, 33, 34, 35, 36, 38, 40, 42, 44*, 46*, 48*, 50*, 52*, 54*, 56**, 58**, 60**
32	30, 31, 32, 33, 34, 35, 36, 38, 40, 42, 44*, 46*, 48*, 50*, 52*, 54*, 56**, 58**, 60**
34	30, 32, 34, 36, 38, 40, 42, 44*, 46*, 48*, 50*, 52*, 54*, 56**, 58**, 60**
36	30, 32, 34, 36, 38, 40, 42

\* 1x upcharge \*\* 2x upcharge  
*Imported*

Model:  
6'1" | 32"x30" | L



## Highland Flex Ripstop Straight Leg Pant

### P918

**Fabric:** 6.6 oz. 72% cotton 24% polyester  
4% spandex ripstop

Black  
(BK)

Navy  
(NV)

Putty  
(PTY)

Slate  
(SLA)

- Water, stain, and oil repellent
- Relaxed fit, straight leg, articulated knees, stretch ripstop fabric and crotch gusset for maximum comfort

Inseam:	Waist:
30	30, 31, 32, 33, 34, 35, 36, 38, 40, 42, 44*, 46*, 48*, 50*, 52*, 54*, 56**, 58**, 60**
32	30, 31, 32, 33, 34, 35, 36, 38, 40, 42, 44*, 46*, 48*, 50*, 52*, 54*, 56**, 58**, 60**
34	30, 32, 34, 36, 38, 40, 42, 44*, 46*, 48*, 50*, 52*, 54*, 56**, 58**, 60**
36	30, 32, 34, 36, 38, 40, 42

\* 1x upcharge \*\* 2x upcharge  
Imported

Model:  
6'0" | 32"x30" | L



## Highland Double-Front Duck Pant

### P965

**Fabric:** 12 oz. 100% cotton sanded duck

Bark  
(BB)

Black  
(BK)

Brown  
(BD)

- Side utility pockets, hammer loop and tape measure loop easily store tools
- Heavy-duty brass zipper plus brass rivets at stress points hold up to tough tasks
- Double-front leg panels, triple-needle stitched main seams and reinforced back pockets provide added durability

Inseam:	Waist:
30	30, 32, 34, 36, 38, 40, 42, 44*, 46*, 48*, 50*, 52*, 54*, 56**, 58**, 60**
32	30, 32, 34, 36, 38, 40, 42, 44*, 46*, 48*, 50*, 52*, 54*, 56**, 58**, 60**
34	30, 32, 34, 36, 38, 40, 42, 44*, 46*, 48*, 50*, 52*, 54*, 56**, 58**, 60**
36	30, 32, 34, 36, 38, 40, 42

\* 1x upcharge \*\* 2x upcharge  
Imported

Model:  
6'1" | 36" x 34" | L



NEW!



## Heartland Double-Front Carpenter Jean

**P964**

Shell: 12.75 oz. 100% cotton denim

Stone Wash Dark (SWD)

- Relaxed fit and straight leg for comfort
- Double-front leg panels, triple-needle stitched main seams and reinforced back pockets provide added durability
- Side utility pockets, hammer loop and tape measure loop easily store tools

Inseam:	Waist:
30	30, 32, 34, 36, 38, 40, 42, 44*, 46*, 48*, 50*, 52*, 54*, 56**, 58**, 60**
32	30, 32, 34, 36, 38, 40, 42, 44*, 46*, 48*, 50*, 52*, 54*, 56**, 58**, 60**
34	30, 32, 34, 36, 38, 40, 42, 44*, 46*, 48*, 50*, 52*, 54*, 56**, 58**, 60**
36	30, 32, 34, 36, 38, 40, 42

\*1x upcharge \*\*2x upcharge  
Imported

Model:  
6'2" | 36"x32" | L



## Highland Flex Relaxed Fit Bootcut Jean

**P622**

Shell: 12.75 oz. 98% cotton 2% spandex ring-spun denim

Dark Wash (DKW)

Granite (GRA)

Limestone (LSN)

- Stretch fabric, relaxed fit and bootcut designed to fit over boots

Inseam:	Waist:
30	30, 32, 34, 36, 38, 40, 42, 44*, 46*, 48*, 50*
32	30, 32, 34, 36, 38, 40, 42, 44*, 46*, 48*, 50*
34	30, 32, 34, 36, 38, 40, 42, 44*
36	34, 36, 38, 40, 42

\*1x upcharge  
Imported

Model:  
6'1" | 36" x 34" | L



## Highland Flex Relaxed Fit Straight Leg Jean

**P624**

**Shell:** 12.75 oz.\* 98% cotton 2% spandex ring-spun denim

Dark Wash  
(DKW)

Granite  
(GRA)

Limestone  
(LSN)

Sand  
(SD)

- Stretch fabric, relaxed fit and straight leg for comfortable wear
- \*Sand Color is 11.5 oz. 93% cotton 5% polyester 2% spandex

Inseam:	Waist:
30	30, 32, 34, 36, 38, 40, 42, 44*, 46*, 48*, 50*
32	30, 32, 34, 36, 38, 40, 42, 44*, 46*, 48*, 50*
34	30, 32, 34, 36, 38, 40, 42, 44*
36	34, 36, 38, 40, 42

\*1x upcharge  
Imported

Model:  
6'1" | 32"x34" | L



## Highland Flex Regular Fit Straight Leg Jean

**P629**

**Shell:** 12.75 oz.\* 98% cotton 2% spandex ring-spun denim

Dark Wash  
(DKW)

Granite  
(GRA)

Limestone  
(LSN)

Sand  
(SD)

- Stretch fabric, regular fit and straight leg for comfortable wear
- \*Sand Color is 11.5 oz. 93% cotton 5% polyester 2% spandex

Inseam:	Waist:
30	30, 32, 34, 36, 38, 40, 42, 44*, 46*, 48*, 50*
32	30, 32, 34, 36, 38, 40, 42, 44*, 46*, 48*, 50*
34	30, 32, 34, 36, 38, 40, 42, 44*
36	34, 36, 38, 40, 42

\*1x upcharge  
Imported

Model:  
6'0" | 32"x32" | M





## Heritage Relaxed Fit Carpenter Jean

**P423**

Fabric: 12.75 oz. 100% cotton ring-spun denim

Classic Stone Wash  
(CSW)

Stone Wash Dark  
(SWD)

- Relaxed fit and straight leg for comfort
- Side utility pockets and hammer loop to keep essentials within reach
- Brass fly zipper
- Standard denim
- Improved fit

Inseam:	Waist:
29	34, 36, 38, 40, 42
30	30, 32, 34, 36, 38, 40, 42, 44*, 46*, 48*, 50*, 52*, 54*, 56**, 58**, 60**
32	30, 32, 34, 36, 38, 40, 42, 44*, 46*, 48*, 50*, 52*, 54*, 56**, 58**, 60**
34	30, 32, 34, 36, 38, 40, 42, 44*, 46*, 48*, 50*, 52*, 54*, 56**, 58**, 60**
36	30, 32, 34, 36, 38, 40, 42

\* 1x upcharge \*\* 2x upcharge  
Imported

Model:  
6'1" | 32"x 30" | L



## Heritage Relaxed Fit Straight Leg Jean

**P422**

Fabric: 12.75 oz. 100% cotton ring-spun denim

Classic Stone Wash  
(CSW)

Stone Wash Dark  
(SWD)

- Relaxed fit and straight leg for comfort
- Brass fly zipper and brass rivets on front stress points stand up to any job
- 5-pocket design for a classic look
- Standard denim
- Improved fit

Inseam:	Waist:
29	34, 36, 38, 40, 42
30	30, 32, 34, 36, 38, 40, 42, 44*, 46*, 48*, 50*, 52*, 54*, 56**, 58**, 60**
32	30, 32, 34, 36, 38, 40, 42, 44*, 46*, 48*, 50*, 52*, 54*, 56**, 58**, 60**
34	30, 32, 34, 36, 38, 40, 42, 44*, 46*, 48*, 50*, 52*, 54*, 56**, 58**, 60**
36	30, 32, 34, 36, 38, 40, 42

\* 1x upcharge \*\* 2x upcharge  
Imported

Model:  
6'1" | 36" x 34" | L



## Heartland Flex Relaxed Fit Carpenter Jean

### P425

**Fabric:** 12.75 oz. 98% cotton 2% spandex denim

**Fabric (Sand):** 11.5 oz. 93% cotton 5% polyester 2% spandex

Classic Stone Wash (CSW)

Sand (SD)

Stone Wash Dark (SWD)

- Stretch fabric, relaxed fit and straight leg for comfortable wear
- \*Sand Color is 11.5 oz. 93% cotton 5% polyester 2% spandex

Inseam:	Waist:
30	30, 32, 34, 36, 38, 40, 42, 44*, 46*, 48*, 50*, 52*, 54*, 56**, 58**, 60**
32	30, 32, 34, 36, 38, 40, 42, 44*, 46*, 48*, 50*, 52*, 54*, 56**, 58**, 60**
34	30, 32, 34, 36, 38, 40, 42, 44*, 46*, 48*, 50*, 52*, 54*
36	30, 32, 34, 36, 38, 40, 42

\*1x upcharge \*\* 2x upcharge  
Imported

Model:  
6'0" | 32"x32" | M



## Heartland Flex Relaxed Fit Straight Leg Jean

### P424

**Fabric:** 12.75 oz. 98% cotton 2% spandex denim

**Fabric (Sand):** 11.5 oz. 93% cotton 5% polyester 2% spandex

Classic Stone Wash (CSW)

Sand (SD)

Stone Wash Dark (SWD)

- Stretch fabric, relaxed fit and straight leg for comfortable wear
- \*Sand Color is 11.5 oz. 93% cotton 5% polyester 2% spandex

Inseam:	Waist:
30	30, 32, 34, 36, 38, 40, 42, 44*, 46*, 48*, 50*, 52*, 54*, 56**, 58**, 60**
32	30, 32, 34, 36, 38, 40, 42, 44*, 46*, 48*, 50*, 52*, 54*, 56**, 58**, 60**
34	30, 32, 34, 36, 38, 40, 42, 44*, 46*, 48*, 50*, 52*, 54*
36	30, 32, 34, 36, 38, 40, 42

\*1x upcharge \*\* 2x upcharge  
Imported

Model:  
6'1" | 32"x34" | L









## Heartland Flannel-Lined Denim Dungaree

**P2213**

**Shell:** 12.5 oz. 100% cotton washed denim

**Lining:** Medium-weight cotton flannel

Stone Wash Dark  
(SWD)

- Relaxed fit, straight leg and felled inseams for comfortable wear
- Button front with brass fly zipper and reinforced bartacks at stress points keep up with the workday
- Side utility pockets, hammer loop and fortified back pockets easily store tools

Length:	Size:
30	30, 31, 32, 33, 34, 36, 38, 40, 42, 44*, 46*, 48*, 50*, 52*, 54*, 56**, 58**, 60**
32	30, 31, 32, 33, 34, 36, 38, 40, 42, 44*, 46*, 48*, 50*, 52*, 54*, 56**, 58**, 60**
34	30, 31, 32, 33, 34, 36, 38, 40, 42, 44*, 46*, 48*, 50
36	32, 33, 34, 36, 38, 40, 42

\*1x upcharge \*\*2x upcharge  
Imported

Model:  
6'1" | 32" x 30" | L



## Heartland Fleece-Lined Denim Jean

**P7214**

**Shell:** 12.5 oz 100% cotton denim

**Lining:** Arctic-weight polyester polar fleece

Stone Wash Dark  
(SWD)

- Relaxed fit and straight leg for comfort
- Arctic-weight polar fleece lining traps heat in frigid conditions
- Button front with brass fly zipper and reinforced bartacks at stress points keep up with the workday
- 5-pocket design for a classic look

Length:	Size:
30	30, 31, 32, 33, 34, 36, 38, 40, 42, 44*, 46*
32	30, 31, 32, 33, 34, 36, 38, 40, 42, 44*, 46*
34	30, 31, 32, 33, 34, 36, 38, 40, 42
36	34, 36

\*1x upcharge  
Imported

Model:  
5'6" | 32" x 34" | L





## Heartland Flex Duck Work Short S922

Fabric: 7 oz. 98% cotton 2% lycra twill



- Relaxed fit and stretch fabric for optimal mobility and comfort
- Brass fly zipper and triple-needle stitched main seams hold up to any task
- Two front pockets, two cargo pockets and back pockets with hook/loop closure and cell phone pocket provide plenty of storage
- 11-inch inseam

Length:	Size:
Regular	30, 32, 34, 36, 38, 40, 42, 44*, 46*, 48*, 50*, 52*, 54*

\*1x upcharge  
Imported

Model:  
6'1" | 32"x34" | L

## Heartland Flex Ripstop Cargo Short

S928

Fabric: 6.6 oz. 72% cotton 24% polyester 4% spandex



- Ripstop fabric resists tearing
- Relaxed fit and stretch fabric for optimal mobility and comfort
- Brass fly zipper and triple-needle stitched main seams hold up to any task
- Two front pockets, two cargo pockets and two back pockets, right with pocket flap keep essentials on hand
- 11-inch inseam

Length:	Size:
Regular	30, 32, 34, 36, 38, 40, 42, 44*, 46*, 48*, 50*, 52*, 54*

\*1x upcharge  
Imported

Model:  
6'0" | 32"x30" | L



## Heartland Flex Duck Work Short S921

**Fabric:** 7.8 oz. 98% cotton 2% spandex duck

**Timber Khaki  
(T1KH)**

- Relaxed fit and stretch fabric for optimal mobility and comfort
- Two front pockets, reinforced back pockets, one side utility pocket and two tape measure loops keep tools handy
- Brass fly zipper and triple-needle stitched main seams hold up to any task
- 11-inch inseam

Length:	Size:
Regular	30, 32, 34, 36, 38, 40, 42, 44*, 46*, 48*, 50*, 52*, 54*

\* 1x upcharge  
Imported

Model:  
5'6" | 32" x 34" | L



OUTERWEAR ACCESSORIES

BASICS - MEN'S

SAFETY FLAME RESISTANT CONCEALED CARRY CAMOUFLAGE





## Heritage Unlined Washed Denim Bib Overall

**B910**

Fabric: 10 oz. 100% cotton denim

Stone Wash Dark  
(SWD)

- Generously sized with adjustable bib straps for comfortable wear
- Heavy-duty brass buckles, brass fly zipper and triple-needle stitched main seams built to last
- Bib pocket with zipper, front patch pocket with snap closure, front multi-tool pockets, side utility pockets, hammer loop and reinforced back pockets for quick storage

Length:	Size:
28	32, 34, 36, 38, 40, 42, 44*, 46*
30	32, 34, 36, 38, 40, 42, 44*, 46*
32	30, 32, 34, 36, 38, 40, 42, 44*, 46*, 48*, 50*, 52*, 54*, 56**, 58**, 60**
34	32, 34, 36, 38, 40, 42, 44*, 46*, 48*, 50*
36	32, 34, 36, 38, 40, 42

\* 1x upcharge \*\* 2x upcharge  
Imported

Model:  
6'1" | 32"x34" | L



## Heritage Unlined Duck Bib Overall

**B1067**

Fabric: 10 oz. 100% cotton duck

Black  
(BK)

Brown  
(BD)


Realtree Edge®  
(EDG)

- Water-repellent finish to keep you dry no matter the job
- Generously sized with adjustable elasticized bib straps and knee-length zipper for a comfortable fit
- Zippered chest pocket, patch pocket with snap closure, side utility pockets and hammer loop keep tools handy

Length:	Size:
28	32, 34, 36, 38, 40, 42, 44*, 46*
30	32, 34, 36, 38, 40, 42, 44*, 46*
32	30, 32, 34, 36, 38, 40, 42, 44*, 46*, 48*, 50*, 52*, 54*, 56**, 58**, 60**
34	32, 34, 36, 38, 40, 42, 44*, 46*, 48*, 50*
36	32, 34, 36, 38, 40, 42

\* 1x upcharge \*\* 2x upcharge  
Imported

Model:  
6'0" | 32"x32" | M





## Heartland Unlined Washed Duck Bib Overall

**B1068**

**Fabric:** 12 oz. 100% cotton sanded duck

**Bark  
(BB)**

**Black  
(BK)**

- Generously sized with adjustable elasticized bib straps for comfortable wear
- Covered knee-length zipper adjusts to fit over boots
- Zippered chest pocket, patch pocket with snap closure, side utility pockets and hammer loop keep tools handy

Length:	Size:
XS - 28	32, 34, 36, 38, 40, 42, 44*, 46*
S - 30	30, 32, 34, 36, 38, 40, 42, 44*, 46*, 48*, 50*, 52*, 54*, 56**, 58**, 60**
R - 32	30, 32, 34, 36, 38, 40, 42, 44*, 46*, 48*, 50*, 52*, 54*, 56**, 58**, 60**
T - 34	32, 34, 36, 38, 40, 42, 44*, 46*, 48*, 50*,
XT - 36	32, 34, 36, 38, 40, 42

\* 1x upcharge \*\* 2x upcharge  
*Imported*

Model:  
6'1" | 32"x34" | L



## Heritage Unlined Denim Bib Overall

**B1212**

**Fabric:** 10 oz. 100% cotton denim

**Denim  
(DN)**

- Heavy-duty brass buckles, brass fly zipper and triple-needle stitched main seams built to last
- Generously sized with adjustable bib straps for comfortable wear
- Bib pocket with snap closures, double tool pocket, hammer loop and reinforced back pockets keep tools safe and secure

Length:	Size:
XS - 28	32, 34, 36, 38, 40, 42, 44*, 46*
S - 30	30, 32, 34, 36, 38, 40, 42, 44*, 46*, 48*, 50*, 52*, 54*, 56**, 58**, 60**
R - 32	30, 32, 34, 36, 38, 40, 42, 44*, 46*, 48*, 50*, 52*, 54*, 56**, 58**, 60**
T - 34	32, 34, 36, 38, 40, 42, 44*, 46*, 48*, 50*, 52*, 54*, 56**, 58**, 60**
XT - 36	30, 32, 34, 36, 38, 40, 42, 44*

\* 1x upcharge \*\* 2x upcharge  
*Imported*

Model:  
6'0" | 32"x30" | L



## Highland Flex Unlined Duck Bib Overall

**B1069**

**Fabric:** 7.8 oz. 98% cotton 2% sanded duck

**Brown  
(BD)**

**Slate  
(SLA)**

- Stretch fabric increases range of motion
- Adjustable elasticized bib straps for a custom fit
- Reinforced knees with slot for kneepads allow for more comfortable wear
- Multi-tool bib pocket with zipper closure and side utility pockets for secure storage

Length:	Size:
28	32, 34, 36, 38, 40, 42, 44*
30	32, 34, 36, 38, 40, 42, 44*, 46*
32	30, 32, 34, 36, 38, 40, 42, 44*, 46*, 48*, 50*, 52*, 54*, 56**, 58**, 60**
34	32, 34, 36, 38, 40, 42, 44*, 46*, 48*, 50*
36	32, 34, 36, 38, 40, 42

\*1x upcharge \*\* 2x upcharge  
Imported

Model:  
6'0" | 32"x30" | L



## Highland Unlined Washed Flex Denim Bib Overall

**B911**

**Fabric:** 12 oz. 95% cotton 3% polyester 2% spandex denim

**Granite  
(GRA)**

- Adjustable elasticized bib straps for a custom fit
- Stretch fabric increases range of motion
- Reinforced knees with slot for kneepads allow for more comfortable wear
- Multi-tool bib pocket with zipper closure, side utility pockets and hammer loop give easy access to essentials

Length:	Size:
28	32, 34, 36, 38, 40, 42, 44*, 46*
30	32, 34, 36, 38, 40, 42, 44*, 46*
32	30, 32, 34, 36, 38, 40, 42, 44*, 46*, 48*, 50*, 52*, 54*, 56**, 58**, 60**
34	32, 34, 36, 38, 40, 42, 44*, 46*, 48*, 50*
36	32, 34, 36, 38, 40, 42

\*1x upcharge \*\* 2x upcharge  
Imported

Model:  
6'0" | 32"x32" | M





## Heritage Unlined Hickory Stripe Bib Overall

**B1214**

**Fabric:** 10 oz. 100% cotton



- Generously sized with adjustable bib straps for comfortable wear
- Heavy-duty brass buckles, brass fly zipper and triple-needle stitched main seams built to last
- Bib pocket with snap closures, double tool pocket, hammer loop and reinforced back pockets keep tools safe and secure

Length:	Size:
XS - 28	32, 34, 36, 38, 40, 42, 44*, 46*
S - 30	30, 32, 34, 36, 38, 40, 42, 44*, 46*, 48*, 50*, 52*, 54*, 56**, 58**, 60**
R - 32	30, 32, 34, 36, 38, 40, 42, 44*, 46*, 48*, 50*, 52*, 54*, 56**, 58**, 60**
T - 34	32, 34, 36, 38, 40, 42, 44*, 46*, 48*, 50*
XT - 36	32, 34, 36, 38, 40, 42

\* 1x upcharge \*\* 2x upcharge  
*Imported*

Model:  
6'2" | 33"x32" | L

**VINTAGE**



## Vintage Washed Duck Bib Overall

**B914**

**Fabric:** 12 oz. 100% cotton sanded duck

**Black  
(BK) - New**

**Brown  
(BD)**

- Washed cotton for a comfortable feel and vintage look
- Zippered multi-tool bib pocket, side utility pockets, hammer loop and reinforced back pockets keep tools handy
- Heavy-duty brass buckles, brass fly zipper and triple-needle stitched main seams hold up to any task

Length:	Size:
XS - 28	30, 32, 34, 36, 38, 40, 42, 44*, 46*, 48*, 50*, 52*, 54*, 56**, 58**, 60**, 62**, 64**, 66**, 68***
S - 30	28, 30, 32, 34, 36, 38, 40, 42, 44*, 46*, 48*, 50*, 52*, 54*, 56**, 58**, 60**, 62**, 64**, 66**, 68***
R - 32	28, 30, 32, 34, 36, 38, 40, 42, 44*, 46*, 48*, 50*, 52*, 54*, 56**, 58**, 60**
T - 34	32, 34, 36, 38, 40, 42, 44*, 46*, 48*, 50*, 52*, 54*, 56**, 58**, 60**
XT - 36	32, 34, 36, 38, 40, 42, 44*

\* 1x upcharge \*\* 2x upcharge  
\*\*\*3X upcharge  
*Imported*

Model:  
6'1" | 32"x34" | L



## Vintage Unlined Washed Denim Bib Overall

**B913**

**Fabric:** 10.5 oz. 100% cotton denim

Denim  
(DN)

Light Denim  
(LDN)

- Washed cotton for a comfortable feel and vintage look
- Zippered multi-tool bib pocket, side utility pockets, hammer loop and reinforced back pockets keep tools handy

Length:	Size:
XS - 28	32, 34, 36, 38, 40, 42, 44*, 46*, 48*, 50*, 52*, 54*, 56**, 58**, 60**, 62**, 64**, 66**, 68**
S - 30	28, 30, 32, 34, 36, 38, 40, 42, 44*, 46*, 48*, 50*, 52*, 54*, 56**, 58**, 60**, 62**, 64**, 66**, 68**
R - 32	28, 30, 32, 34, 36, 38, 40, 42, 44*, 46*, 48*, 50*, 52*, 54*, 56**, 58**, 60**
T - 34	32, 34, 36, 38, 40, 42, 44*, 46*, 48*, 50*, 52*, 54*, 56**, 58**, 60**
XT - 36	32, 34, 36, 38, 40, 42, 44*

\* 1x upcharge \*\* 2x upcharge  
Imported

Model:  
6'1" | 32"x30" | L

VINTAGE



## Heritage Short Sleeve Poplin Coverall

**P700**

**Fabric:** 5.5 oz. 55% cotton  
45% polyester, preshrunk

Charcoal  
(CH)

Navy  
(NV)

- Action back and four-needle stitched waistband with elastic inserts provide increased range of motion
- Single snap on lapel adds function and style
- Two chest pockets, right with flap, left with pencil slot, two front pockets and two back pockets easily store essentials

Length	S 34-36	M 38-40	L 42-44	XL 46-48	2XL 50-52	*3XL 54-56	*4XL 58-60
30" Short	●	●	●	●	●	*	*
32" Reg	●	●	●	●	●	*	*
34" Tall		●	●	●	●	*	*

\* 1x upcharge \*\* 2x upcharge  
Imported

Model:  
6'1" | 32"x30" | L



OUTERWEAR ACCESSORIES

BASICS - MEN'S

SAFETY FLAME RESISTANT CONCEALED CARRY CAMOUFLAGE



## Heritage Unlined Cotton/Poly Blend Twill Coverall

### C250

**Fabric:** 7.5 oz. 55% cotton  
45% polyester twill, preshrunk

**Navy  
(NV)**

- Action back provides increased range of motion
- Two-way brass zipper with locking slider and double snaps on lapel provide a secure fit
- Four-needle stitched waistband holds up to tough tasks
- Two chest pockets -- left with pen slot, two front pockets with side openings, two reinforced back pockets and double rule pocket keep essentials on hand

Inseam:	Chest Size:
30" Short:	36, 38, 40, 42, 44, 46, 48, 50, 52, 54, 56*, 58*, 60*, 62*
32" Reg:	36, 38, 40, 42, 44, 46, 48, 50, 52, 54, 56*, 58*, 60*, 62*
34" Tall:	38, 40, 42, 44, 46, 48, 50, 52, 54, 56*, 58*, 60*, 62*

\* 1x upcharge  
Imported

Model:  
5'11" | 30"x32" | M



## Highland Flex Cotton Unlined Coverall

### C260

**Fabric:** 7 oz. 98% cotton 2% lycra twill, preshrunk

**Black  
(BK)**

**Navy  
(NV)**

**Spruce Green  
(SG)**

- Horizontal stretch fabric and action back provide optimal mobility
- Two-way brass zipper with locking slider and double snaps on lapel provide a secure fit
- Four-needle stitched waistband holds up to tough tasks
- Two chest pockets -- left with pen slot, two front pockets with side openings, two reinforced back pockets and double rule pocket keep essentials on hand

Inseam:	Chest Size:
30" Short:	36, 38, 40, 42, 44, 46, 48, 50, 52, 54, 56*, 58*, 60*, 62*
32" Reg:	36, 38, 40, 42, 44, 46, 48, 50, 52, 54, 56*, 58*, 60*, 62*
34" Tall:	38, 40, 42, 44, 46, 48, 50, 52, 54, 56*, 58*, 60*, 62*

\* 1x upcharge  
Imported

Model:  
6'1" | 32"x34" | L



## Heritage Deluxe Unlined Cotton/ Poly Blend Twill Coverall

### C210

**Fabric:** 7.5 oz. 55% cotton 45% polyester twill


**Navy  
(NV)**

- Action back and four-needle stitched waistband with elastic inserts provide increased range of motion
- Two snaps on lapel and hidden snaps on cuffs provide an adjustable fit
- Two-way brass zipper with locking slider, safety-stitched seams and reinforced bartacks at all stress points keep up with the workday
- Two brass zippered chest pockets, two pen slots on left sleeve, two front pockets with side openings, two reinforced back pockets -- left with brass zipper, double rule pockets on right leg and hammer loop on left leg keep tools handy

Length:	Chest Size:
30" Short:	S, M, L, XL, 2XL, 3XL*, 4XL*
32" Reg:	S, M, L, XL, 2XL, 3XL*, 4XL*
34" Tall:	M, L, XL, 2XL, 3XL*, 4XL*

\* 1x upcharge  
Imported

Model:  
6'0" | 32"x32" | M



## Heritage Fisher Stripe Unlined Coverall

### C120

**Fabric:** 10 oz. 100% yarn-dyed cotton, preshrunk

**Fisher Stripe  
(FS)**

- Two snaps on lapel and hidden snaps on cuffs provide an adjustable fit
- Four-needle stitched waistband with elastic inserts provides increased range of motion
- Two-way brass zipper with locking slider, safety-stitched seams and reinforced bartacks at all stress points keep up with the workday
- Two chest pockets -- right with flap, left with pencil slot -- two front pockets with side openings, two reinforced back pockets, double rule pockets and hammer loop house various essentials

Length:	Size:
30" Short:	S, M, L, XL, 2XL, 3XL*, 4XL*, 4XL*
32" Reg:	S, M, L, XL, 2XL, 3XL*, 4XL*
34" Tall:	M, L, XL, 2XL, 3XL*, 4XL*

\* 1x upcharge  
Imported

Model:  
6'1" | 32"x30" | L





# Heritage Deluxe Unlined Cotton Twill Coverall

**C230**

**Fabric:** 8.2 oz. 100% cotton twill, preshrunk

**Navy (NV)**

- Action back and four-needle stitched waistband with elastic inserts provide increased range of motion
- Two snaps on lapel and hidden snaps on cuffs provide an adjustable fit
- Two-way brass zipper with locking slider, safety-stitched seams and reinforced bartacks at all stress points keep up with the workday

Length:	Chest Size:
30" Short:	36, 38, 40, 42, 44, 46, 48, 50, 52, 54, 56*, 58*, 60*, 62*
32" Reg:	36, 38, 40, 42, 44, 46, 48, 50, 52, 54, 56*, 58*, 60*, 62*
34" Tall:	38, 40, 42, 44, 46, 48, 50, 52, 54, 56*, 58*, 60*, 62*

\*1x upcharge  
Imported

Model:  
6'1" | 32"x34" | L



# Highland Short Sleeve Flex Poplin Coverall

**P710**

**Fabric:** 7.2 oz. 98% cotton  
2% lycra twill, preshrunk

**Navy (NV)**

- Stretch fabric and pleated action back allow for ease of motion
- Two-way brass front zipper with locking slider and reinforced bartacks at all stress points keep up with the workday
- Two chest pockets, right with flap, left with pencil slot, two front pockets and two back pockets easily store essentials
- Single snap on lapel adds function and style

Length	S 34-36	M 38-40	L 42-44	XL 46-48	2XL 50-52	*3XL 54-56	*4XL 58-60
30" Short	●	●	●	●	●	*	*
32" Reg	●	●	●	●	●	*	*
34" Tall		●	●	●	●	*	*

\*1x upcharge  
Imported

Model:  
6'0" | 32"x32" | M



## Heritage Zippered Leg Unlined Cotton Twill Coverall

**C125**

**Fabric:** 8.2 oz. 100% cotton twill, preshrunk

**Navy  
(NV)**

- Four-needle stitched waistband with elastic inserts provide increased range of motion
- Two snaps on lapel and hidden snaps on cuffs provide an adjustable fit
- Two-way brass zipper with locking slider, 14" brass leg zipper, safety-stitched seams and reinforced bartacks at all stress points handle tough tasks
- Two chest pockets -- right with flap, left with pencil slot -- two front pockets with side openings, two reinforced back pockets, double rule pockets and hammer loop house various essentials

Length:	Size:
30" Short:	S, M, L, XL, 2XL, 3XL*, 4XL*
32" Reg:	S, M, L, XL, 2XL, 3XL*, 4XL*
34" Tall:	M, L, XL, 2XL, 3XL*, 4XL*

\* 1x upcharge  
Imported

Model:  
6'1" | 32"x34" | L



OUTERWEAR ACCESSORIES

**BASICS - MEN'S**

SAFETY FLAME RESISTANT CONCEALED CARRY CAMOUFLAGE

# BASICS

## WOMEN'S

### WEAR YOUR WORKWEAR ANYWHERE

From planting to a picnic in the park, and everything in between, we've got you covered.

- 110 T-Shirts
- 113 Pants
- 114 Unlined Bib Overalls
- 116 Unlined Coveralls
- 118 Youth



Logo Trucker Cap | Cedar Green  
Women's Performance V-Neck Short Sleeve Tee | Lichen  
Women's Full-Zip Hooded Sweatshirt | Black  
Women's Flex Softstone Duck Pant | Titanium







# Women's Performance V-Neck Short Sleeve Tee **BSW40**

**Fabric:** 4.2 oz. 60% cotton 40% polyester jersey

**Heather Grey:** 88% Cotton 12% Polyester


- Moisture-wicking technology dries sweat quickly
- Stain release keeps this top looking new
- Classic, more relaxed fit for comfortable wear
- Taped neck seam and tagless neck label prevent chafing
- Stain release keeps this tee looking new

Aqua (AQA)	Black (BK)
Coral (Heathered) (CRL)	Scuba Blue (SCB)
Lichen (Heathered) (LCN)	Violet (VT)
Mauve (Heathered) (MV)	Light Magenta (Heathered) (LMG)
Grape (Heathered) (GP)	Tomato (TOM) - <i>New</i>
Ultramarine Blue (Heathered) (UB) - <i>New</i>	Chicken (QCG) - <i>New</i>
Heather Grey (GY) - <i>New</i>	Animal (QAY) - <i>New</i>
Forest Camo (QFC) - <i>New</i>	

Length:	Size:
Regular	XS, S, M, L, XL, 2XL, 3XL*, 4XL*

\*1x upcharge  
*Imported*

Model:  
5'10" | M | 5/6





## Women's Performance Tank

### BSW41

**Fabric:** 5.8 oz. 60% cotton 40% polyester rib-knit

**Heather Grey:** 88% Cotton 12% Polyester

Aqua  
(AQA)

Black  
(BK)

Coral (Heathered)  
(CRL)

Light Magenta  
(LMG)

Violet  
(VT)

Heather Grey  
(GY) - *New*

Tomato (Heathered)  
(TOM) - *New*

Forest Camo  
(QFC) - *New*

- Moisture-wicking technology dries sweat quickly
- Stain release keeps this top looking new
- Classic, more relaxed fit for comfortable wear
- Tagless neck label to prevent chafing

**Length:** **Size:**

Regular XS, S, M, L, XL, 2XL, 3XL\*, 4XL\*

\* 1x upcharge  
*Imported*

Model:  
5' 4" | L | 8



## Women's Performance Short Sleeve Tee

### BSW38

**Fabric:** 4.2 oz. 60% cotton 40% polyester jersey

Black  
(BK)

Lichen (Heathered)  
(LCN)

Light Magenta  
(LMG)

Violet  
(VT)

Lead (Heathered)  
(LED)

Mauve (Heathered)  
(MV)

Ultramarine Blue  
(UB) - *New*

Dark Teal (Heathered)  
(DTL) - *New*

- Moisture-wicking technology dries sweat quickly
- Stain release keeps this top looking new
- Classic, more relaxed fit for comfortable wear
- Taped neck seam and tagless neck label prevent chafing

**Length:** **Size:**

Regular XS, S, M, L, XL, 2XL, 3XL\*, 4XL\*

\* 1x upcharge  
*Imported*

Model:  
5' 6" | S | 6





## Women's Heavyweight Rib-Knit Long Sleeve Henley

**BSW43**

**Fabric:** 7 oz. 58% cotton 39% polyester 3% spandex rib knit

Eucalyptus (Heathered)  
(EU) - New

Graphite (Heathered)  
(GPH)

Heather Grey  
(GY)

Maroon (Heathered)  
(MN)

Steel Blue Heathered)  
(SLB)

- Triple-needle stitched main seams hold up to tough tasks
- Tagless neck label prevents chafing
- Long sleeves with rib-knit cuffs keep you comfortable on cooler days

Length:	Size:
Regular	XS, S, M, L, XL, 2XL, 3XL*, 4XL*

\*1x upcharge  
Imported

Model:  
5'10" | M | 5/6

## Women's Performance V-Neck Long Sleeve Tee

**BSW42**

**Fabric:** 4.2 oz 60% cotton 40% polyester jersey

Black (Heathered)  
(BK)

Lichen (Heathered)  
(LCN)

Mauve (Heathered)  
(MV)

Midnight Rain (Heathered)  
(MDN) - New

- Moisture-wicking technology dries sweat quickly
- Stain release keeps this top looking new
- Long sleeves with rib-knit cuffs keep you comfortable on cooler days
- Taped neck seam and tagless neck label prevent chafing

Length:	Size:
Regular	XS, S, M, L, XL, 2XL, 3XL*, 4XL*

\*1x upcharge  
Imported

Model:  
5'10" | M | 5/6



## Women's Signature Long Sleeve Performance Tee

**BSW44**

**Fabric:** 4.2 oz. 60% cotton 40% polyester jersey

Graphite (Heathered)  
(GPH)

Mauve (Heathered)  
(MV)

- Moisture-wicking technology dries sweat quickly
- Stain release keeps this tee looking new
- Classic, more relaxed fit for comfortable wear
- Taped neck seam and tagless neck label prevent chafing

Length:	Size:
Regular	S, M, L, XL, 2XL, 3XL*, 4XL*

\*1x upcharge  
Imported

Model:  
5' 4" | L | 8



## Women's Flex Softstone Duck Pant

**WP922**

**Fabric:** 7.96 oz. 98% cotton 2% spandex sanded duck

Brown  
(BD)

Titanium  
(TNM)

Tuscan  
(TSN)

- Washed, stretch fabric for added mobility and comfort
- Two front pockets plus side utility pockets for extra storage
- Triple-needle stitched main seams, reinforced knees and back leg hem and crotch gusset hold up to the day's work

Length:	Size:
Short	4, 6, 8, 10, 12, 14, 16*, 18*, 20**
Regular	4, 6, 8, 10, 12, 14, 16*, 18*, 20**
Tall	4, 6, 8, 10, 12, 14, 16*, 18*

\*1x upcharge \*\*2x upcharge  
Imported

Model:  
5' 6" | S | 6





## Women's Flex Softstone Duck Unlined Bib Overall

**WB922**

**Fabric:** 7.8 oz. 98% cotton 2% spandex sanded duck

Brown  
(BD)

Titanium  
(TNM)

Tuscan  
(TSN)

- Washed, stretch fabric for added mobility and comfort
- Adjustable waist and elasticized bib straps for optimal fit
- Reinforced knees and back leg hem plus triple-needle stitched main seams keep up with the day's demands
- Multi-tool bib pocket with zipper closure, side utility pockets and tape measure opening keep tools handy

Length:	Size:
Short	S, M, L, XL, 2XL, 3XL*, 4XL*
Regular	S, M, L, XL, 2XL, 3XL*, 4XL*
Tall	S, M, L, XL, 2XL, 3XL*, 4XL*

\*1x upcharge  
Imported

Model:  
5'6" | S | 6

## Women's Softstone Fleece-Lined Traditional Bib Overall

**WB522**

**Shell:** 7.8 oz. 98% cotton 2% spandex sanded duck

**Lining:** Heavyweight polyester fleece

Brown  
(BD)

Titanium  
(TNM)

- Adjustable waist and elasticized bib straps for optimal fit and flexibility
- Fleece-lined to trap heat
- Reinforced knees and back leg hem plus triple-needle stitched main seams keep up with the day's demands
- Multi-tool bib pocket with zipper closure, utility pockets, and tape measure opening keep tools handy
- Designed to be worn over leggings

Length:	Size:
Short	S, M, L, XL, 2XL, 3XL*, 4XL*
Regular	S, M, L, XL, 2XL, 3XL*, 4XL*
Tall	S, M, L, XL, 2XL, 3XL*, 4XL*

\*1x upcharge  
Imported

Model:  
5'10" | M | 5/6

**NEW!**





## Women's Softstone Traditional Insulated Bib Overall

**WB517**

**Shell:** 10 oz. 100% cotton sanded duck

**Lining:** Medium-weight insulation quilted to polyester taffeta

Black  
(BK)

Brown  
(BD)

Titanium  
(TNM)


- Adjustable waist and elasticized bib straps for optimal fit and flexibility
- Heavy-duty brass leg zippers with snap closure for easy on and off
- Multi-tool bib pocket with zipper closure, utility pockets, and tape measure opening keep tools handy

Length:	Size:
Short	S, M, L, XL, 2XL, 3XL*, 4XL*
Regular	S, M, L, XL, 2XL, 3XL*, 4XL*
Tall	S, M, L, XL, 2XL, 3XL*, 4XL*

\* 1x upcharge  
Imported

Model:  
5'10" | M | 5/6

NEW!



## Women's Vintage Washed Flex Hickory Stripe Bib Overall

**WB924**

**Fabric:** 8 oz. 98% cotton 2% spandex twill

Hickory Stripe  
(HS)

- Washed, stretch fabric for added mobility and comfort
- Adjustable waist and elasticized bib straps for optimal fit
- Multi-tool bib pocket with zipper closure, side utility pockets and tape measure opening keep tools handy

Length:	Size:
Short	S, M, L, XL, 2XL, 3XL*, 4XL*
Regular	S, M, L, XL, 2XL, 3XL*, 4XL*
Tall	S, M, L, XL, 2XL, 3XL*, 4XL*

\* 1x upcharge  
Imported

Model:  
5'10" | M | 5/6

NEW!

VINTAGE



NEW!

VINTAGE



## Women's Vintage Washed Flex Denim Bib Overall

**WB925**

**Fabric:** 8 oz. 79% cotton 19% polyester 2% spandex denim

Indigo  
(IND)

- Washed, stretch fabric for added mobility and comfort
- Adjustable waist and elasticized bib straps for optimal fit
- Multi-tool bib pocket with zipper closure, side utility pockets and tape measure opening keep tools handy

Length:	Size:
Short	S, M, L, XL, 2XL, 3XL*, 4XL*
Regular	S, M, L, XL, 2XL, 3XL*, 4XL*
Tall	S, M, L, XL, 2XL, 3XL*, 4XL*

\* 1x upcharge  
Imported

Model:  
5'10" | M | 5/6

NEW!



## Women's Highland Flex Cotton Unlined Coverall

**WC262**

**Fabric:** 7.2 oz. 98% cotton 2% Lycra® twill, preshrunk

Navy  
(NV)

- Stretch fabric, full-waist elastic, and pleated action back allow for ease of motion
- Two-way brass front zipper with locking slider and reinforced bartacks at all stress points keep up with the workday
- Two chest pockets, right with flap, left with pencil slot, two front pockets, two back pockets and lower utility pocket easily store essentials
- Single snap on lapel adds function and style

Length:	Size:
Short	S, M, L, XL, 2XL, 3XL*, 4XL*
Regular	S, M, L, XL, 2XL, 3XL*, 4XL*
Tall	S, M, L, XL, 2XL, 3XL*, 4XL*

\* 1x upcharge  
Imported



Women's Flex Softstone Duck Unlined Bib Overall | Titanium  
Logo Trucker Cap | Graphite





NEW!



Youth Performance Short Sleeve Pocket Tee

BSY38

Shell: 4.2 oz. 60% cotton 40% polyester jersey  
Heather Grey: 88% cotton 12% polyester jersey

- Moisture-wicking technology dries sweat quickly
- Stain release keeps this tee looking new
- Left chest pocket for quick storage
- Taped neck seam and tagless neck label prevent chafing

Heather Grey (GY)

Pine (Heathered) (PN)

Steel Blue (Heathered) (SLB)

Deep Red (Heathered) (DR)

Mauve (Heathered) (MV)

Forest Camo (QFC)

Length:	Size:
Regular	XS, S, M, L, XL

Imported



## Youth Honey Bear Pocket Tee

### BSY13

Fabric: 4.3 oz. jersey, 60% cotton 40% polyester

Brick  
(BRK)

- Moisture-wicking technology dries sweat quickly
- Stain release keeps this tee looking new
- Taped neck seam and tagless neck label prevent chafing
- Chest pocket easily stores small items

Length:	Size:
Regular	XS, S, M, L, XL

Imported

NEW!



## Youth Ham-Bear-Grrr Logo T-Shirt

### BSY300

Fabric: 4.3 oz. jersey, 60% cotton 40% polyester

Blue (Heathered)  
(BL)

- Stain release keeps this tee looking new
- Moisture-wicking technology dries sweat quickly
- Taped neck seam and tagless neck label prevent chafing

Length:	Size:
Regular	XS, S, M, L, XL

Imported

NEW!



NEW!



## Youth Outdoor Logo T-Shirt BSY301

Fabric: 4.3 oz. jersey, 60% cotton 40% polyester

Cedar Green  
(CDG)

- Moisture-wicking technology dries sweat quickly
- Stain release keeps this tee looking new
- Taped neck seam and tagless neck label prevent chafing

Length:	Size:
Regular	XS, S, M, L, XL

Imported

NEW!



## Youth Big Bear Barn T-Shirt BSY304

Fabric: 4.3 oz. jersey, 60% cotton 40% polyester

Deep Red  
(DRD)

- Moisture-wicking technology dries sweat quickly
- Stain release keeps this tee looking new
- Taped neck seam and tagless neck label prevent chafing

Length:	Size:
Regular	XS, S, M, L, XL

Imported



## Youth Duck Carpenter Pant

**BYP83**

**Fabric:** 5.9 oz. 100% cotton duck

Brown  
(BD)

Navy  
(ND)

- Relaxed fit and straight leg for comfort
- Hidden elastic waist pull-tab adjustments for optimal fit
- Triple-needle stitched main seams provide added durability
- Side utility pockets and hammer loop easily store tools

**Length:**

**Size:**

Regular

4, 5, 6, 7, 8, 10, 12, 14, 16

*Imported*

**NEW!**



## Youth Vintage Washed Unlined Duck Bib Overall

**BB914**

**Fabric:** 10 oz. 100% cotton sanded duck

Brown  
(BD)

- Washed for softer feel and sized for comfortable wear
- Heavy-duty brass buckles, reinforced back pockets and triple-needle stitched main seams hold up to work and play
- Snap-close bib pocket, side utility pockets and reinforced back pockets easily store essentials
- Faux fly zipper for that classic look

**Length:**


**Size:**

Regular

4, 5, 6, 7, 8, 10, 12, 14, 16, 18

*Imported*

**VINTAGE**



# SAFETY

**BERNEHV**  
HI-VISIBILITY™

## BE SEEN. WORK SAFE.

Designed for the hard workers whose safety depends on being seen, we offer a robust Enhanced Visibility and Certified Hi Vis product line including feature-rich bibs, jackets, vests and more.



ANSI-certified products ensure that you are visible while on the job site.



From birdseye mesh to heavyweight insulation, stay safe in any weather.









## Hi Vis Bucket Hat HVA157

Yellow  
(YW)

- Mesh bucket hat with reflective taping for safety
- One size fits most

Imported

Model:  
6'1" | 32"x34" | L

## Safety Striped Arctic Insulated Bib Overall

HVNB02

Shell: 1,000 denier nylon

Lining: Arctic-weight insulation quilted to polyester taffeta

Black  
(BK)

- Waterproof fabric with wind and abrasion resistance creates a barrier against tough conditions
- Two-way brass zipper, reinforced knees and triple-needle stitched main seams hold up to tough tasks
- Full-length heavy-duty brass leg zipper and adjustable leg snaps make for easy on and off
- 2" reflective tape and X-back design help to increase visibility

Length:	Size:
Short	S, M, L, XL, 2XL, 3XL*, 4XL*
Regular	S, M, L, XL, 2XL, 3XL*, 4XL*
Tall	M, L, XL, 2XL, 3XL*, 4XL*

\*1x upcharge  
Imported

Model:  
6' 3" | 36" x 34" | XL



## Hi Vis Class 3 Hooded Softshell Jacket

### HVJS206

**Fabric:** 8 oz. polyester softshell bonded to microfleece

Yellow  
(YW)

#### HV ANSI CLASS 3

- Wind and water resistant, yet, breathable fabric blocks the elements while maintaining air flow
- Adjustable three-piece hood, adjustable cuffs and elastic waist cord with toggles trap the heat
- Zippered left chest and front pockets easily store essentials
- 2" reflective tape increases visibility
- ANSI/ISEA 107-2020 Type R Class 3 Certified

Length:	Size:
Regular	M, L, XL, 2XL, 3XL*, 4XL*
Tall	L, XL, 2XL

\*1x upcharge  
Imported

Model:  
6'1" | 32"x34" | L



## Hi Vis Thermal-Lined Hooded Sweatshirt

### HVF101

**Shell:** 9 oz. 100% polyester fleece

**Lining:** 5 oz. 60% cotton 40% polyester thermal

Orange  
(OR)

Yellow  
(YW)

- Double-needle stitched main seams and reinforced bartacks at stress points hold up to the day's demands
- Large front pockets, plus media pocket, easily store essentials
- Durable nylon front zipper provides easy on and off

Length:	Size:
Regular	S, M, L, XL, 2XL, 3XL*, 4XL*, 5XL**, 6XL**
Tall	M, L, XL, 2XL, 3XL*, 4XL*, 5XL**, 6XL**

\*1x upcharge \*\* 2x upcharge  
Imported

Model:  
6'1" | 32"x34" | L





## Hi Vis Class 3 Hooded Active Jacket

### HVJ571

**Shell:** 7.5 oz. 100% polyester twill

**Lining:** Heavyweight poly-fill quilted to polyester taffeta

**Yellow  
(YW)**

### HV ANSI CLASS 3

- Heavy-duty brass front zipper, reinforced bartacks at stress points and triple-needle stitched main seams hold up to tough tasks
- Three inside pockets and large front pockets provide convenient storage
- 2" reflective tape increases visibility
- ANSI/ISEA 107-2020 Type R Class 3 Certified

Length:	Size:
Regular	M, L, XL, 2XL, 3XL*, 4XL*
Tall	M, L, XL, 2XL

\*1x upcharge  
Imported

Model:  
6'0" | 32"x30" | L

## Safety Striped Arctic Insulated Chore Coat

### HVNCH03

**Shell:** 1,000 denier nylon

**Shell (Orange):** 1,000 denier polyester

**Liner:** Arctic-weight insulation quilted to polyester taffeta

**Black  
(BK)**

**Orange  
(OR)**

- Waterproof fabric with wind and abrasion resistance creates a barrier against tough conditions
- Snap off three-piece hood and hidden knit storm cuffs trap the heat
- Heavy-duty brass front zipper keeps up with the workday
- Three inside pockets and two outside chest pockets securely store essentials
- 2" reflective tape and X-back design help to increase visibility

Length:	Size:
Regular	S, M, L, XL, 2XL, 3XL*, 4XL*
Tall	M, L, XL, 2XL, 3XL*, 4XL*

\*1x upcharge  
Imported

Model:  
6'0" | 32"x30" | L



## Safety Striped Unlined Coverall

### HVC250

**Fabric:** 7.5 oz. 55% cotton 45% polyester twill

Navy  
(NV)

- Two-way brass zipper with locking slider holds up to tough tasks
- Two chest pockets, two front pockets with side openings, double tool pockets and two reinforced back pockets store plenty of tools
- 2" reflective tape and X-back design help to increase visibility

Length:	Size:
Short	S, M, L, XL, 2XL, 3XL*, 4XL*
Regular	S, M, L, XL, 2XL, 3XL*, 4XL*
Tall	M, L, XL, 2XL, 3XL*, 4XL*

\* 1x upcharge  
Imported

Model:  
6'1" | 32"x34" | L



## Hi Vis Class 3 Thermal-Lined Hooded Sweatshirt

### HVF021

**Shell:** 9 oz. 100% polyester fleece

**Lining:** 5 oz. 60% cotton 40% polyester thermal

Yellow  
(YW)

### HV ANSI CLASS 3


- Large front pockets easily store everyday items and keep hands warm
- Double layered three-piece hood with drawstring plus rib knit cuffs and waistband keep out the cold
- Durable nylon front zipper provides easy on and off
- 2" reflective tape increases visibility
- ANSI/ISEA 107-2020 Type R Class 3 Certified

Length:	Size:
Regular	M, L, XL, 2XL, 3XL*, 4XL*, 5XL**, 6XL**
Tall	M, L, XL, 2XL, 3XL*, 4XL*, 5XL**, 6XL**

\* 1x upcharge \*\* 2x upcharge  
Imported

Model:  
6'2" | 33"x32" | L





## Hi Vis Class 3 Color Block Hooded Sweatshirt

### HVF023

Shell: 9 oz. blended fleece

Lining: Medium-weight fleece

Yellow  
(YW)

### HV ANSI CLASS 3

- Large front pockets easily store everyday items and keep hands warm
- Double layered three-piece hood with drawstring plus rib knit cuffs and waistband keep out the cold
- Durable nylon front zipper provides easy on and off
- 2" reflective tape increases visibility

Length:	Size:
Regular	M, L, XL, 2XL, 3XL*, 4XL*, 5XL**, 6XL**
Tall	L, XL, 2XL, 3XL*, 4XL*

\* 1x upcharge  
Imported

\*\* 2x upcharge  
Model:  
6' 0" | 32"x32" | M



## Hi Vis Class 2 Performance Short Sleeve Tee

### HVK012

Fabric: 4 oz. polyester birdseye mesh

Yellow  
(YW)

### HV ANSI CLASS 2

- Moisture-wicking technology dries sweat quickly
- Relaxed fit and taped neck seam for comfortable wear
- Left chest pocket for quick storage
- 2" reflective tape increases visibility
- ANSI/ISEA 107-2020 Type R Class 2 Certified

Length:	Size:
Regular	S, M, L, XL, 2XL, 3XL*, 4XL*
Tall	L, XL, 2XL, 3XL*, 4XL*, 5XL**, 6XL**

\* 1x upcharge  
Imported

\*\* 2x upcharge  
Model:  
6' 0" | 32"x30" | L



## Hi Vis Class 2 Color Blocked Tee

### HVK017

Fabric: 4 oz. polyester birdseye mesh

Yellow  
(YW)


#### HV ANSI CLASS 2

- Moisture-wicking technology dries sweat quickly
- Taped neck seam for comfortable wear
- Left chest pocket for quick storage
- 2" reflective segmented tape increases visibility
- ANSI/ISEA 107-2020 Type R Class 2 Certified

Length:	Size:
Regular	M, L, XL, 2XL, 3XL*, 4XL*
Tall	L, XL, 2XL, 3XL*, 4XL*, 5XL**, 6XL**

\*1x upcharge \*\*2x upcharge  
Imported

Model:  
6'1" | 32"x34" | L



## Hi Vis Class 3 Performance Long Sleeve Tee

### HVK013

Fabric: 4 oz. polyester birdseye mesh

Yellow  
(YW)

#### HV ANSI CLASS 3

- Moisture-wicking technology dries sweat quickly
- Relaxed fit and taped neck seam for comfortable wear
- Left chest pocket for quick storage
- 2" reflective tape increases visibility
- ANSI/ISEA 107-2020 Type R Class 3 Certified

Length:	Size:
Regular	S, M, L, XL, 2XL, 3XL*, 4XL*
Tall	L, XL, 2XL, 3XL*, 4XL*, 5XL**, 6XL**

\*1x upcharge \*\*2x upcharge  
Imported

Model:  
6'1" | 32"x34" | L





## Hi Vis Class 3 Color Block Long Sleeve Tee

**HVK018**

**Fabric:** 4 oz. polyester birdseye mesh

**Yellow  
(YW)**

### **HV ANSI CLASS 3**

- Moisture-wicking technology dries sweat quickly
- Taped neck seam for comfortable wear
- Left chest pocket for quick storage
- 2" reflective segmented tape increases visibility
- ANSI/ISEA 107-2020 Type R Class 3 Certified

Length:	Size:
Regular	M, L, XL, 2XL, 3XL*, 4XL*
Tall	L, XL, 2XL, 3XL*, 4XL*, 5XL**, 6XL**

\*1x upcharge \*\*2x upcharge  
*Imported*

Model:  
6' 0" | 32"x32" | M



## Hi Vis Class 3 Performance Short Sleeve Tee

**HVK020**

**Fabric:** 4 oz. polyester birdseye mesh

**Yellow  
(YW)**

### **HV ANSI CLASS 3**

- Moisture-wicking technology dries sweat quickly
- Taped neck seam for comfortable wear
- Left chest pocket for quick storage
- 2" reflective stretch tape increases visibility
- ANSI/ISEA 107-2020 Type R Class 3 Certified

Length:	Size:
Regular	M, L, XL, 2XL, 3XL*, 4XL*
Tall	L, XL, 2XL, 3XL*, 4XL*, 5XL**, 6XL**

\*1x upcharge \*\*2x upcharge  
*Imported*

Model:  
6'1" | 32"x30" | L



## Hi Vis Enhanced Vis Performance Short Sleeve Tee

### HVK015

Fabric: 4 oz. polyester birdseye mesh


Yellow  
(YW)

- Left chest pocket for quick storage
- Relaxed fit and taped neck seam for comfortable wear
- Moisture-wicking technology dries sweat quickly

Length:	Size:
Regular	S, M, L, XL, 2XL, 3XL*, 4XL*
Tall	L, XL, 2XL, 3XL*, 4XL*, 5XL**, 6XL**

\*1x upcharge \*\* 2x upcharge  
Imported

Model:  
6'0" | 32"x32" | M



## Hi Vis Enhanced Vis Long Sleeve Tee

### HVK016

Fabric: 4 oz. polyester birdseye mesh


Yellow  
(YW)


- Left chest pocket for quick storage
- Relaxed fit and taped neck seam for comfortable wear
- Moisture-wicking technology dries sweat quickly

Length:	Size:
Regular	S, M, L, XL, 2XL, 3XL*, 4XL*
Tall	L, XL, 2XL, 3XL*, 4XL*, 5XL**, 6XL**

\*1x upcharge \*\* 2x upcharge  
Imported

Model:  
6'3" | 36" x 34" | XL





## Hi Vis Class 2 Multi-Color Mesh Vest

**HVV046**

Fabric: 4 oz. polyester mesh

Yellow  
(YW)

**HV ANSI CLASS 2**

- Nylon front zipper offers a secure fit
- Chest pocket easily stores small items
- 2" reflective tape increases visibility
- ANSI/ISEA 107-2020 Type R Class 2 Certified

Length:	Size:
Regular	M, L, XL, 2XL, 3XL*, 4XL*, 5XL**, 6XL**

\*1x upcharge \*\*2x upcharge  
Imported

Model:  
6'0" | 32"x30" | L

## Hi Vis Class 2 Economy Mesh Vest

**HVV042**

Fabric: 4 oz. polyester mesh

Yellow  
(YW)

**HV ANSI CLASS 2**

- Three inside pockets and two outside chest pockets securely store essentials
- 2" reflective tape increases visibility
- ANSI/ISEA 107-2020 Type R Class 2 Certified

Length:	Size:
Regular	M/L, XL/2XL, 3XL*/4XL*

\*1x upcharge  
Imported

Model:  
6'0" | 32"x32" | M



# Hi Vis Class 2 Easy-Off Vest

## HVV045

Fabric: 4 oz. polyester mesh

Yellow  
(YW)


### HV ANSI CLASS 2

- Hook/loop closures on shoulders, side seams, and front for easy on and quick removal
- Inside chest pocket with hook/loop closure and outside front pocket with pen slot
- 2" reflective tape increases visibility
- ANSI/ISEA 107-2020 Type R Class 2 Certified

Length:	Size:
Regular	M, L, XL, 2XL, 3XL*, 4XL*, 5XL**, 6XL**

\*1x upcharge \*\*2x upcharge  
Imported

Model:  
6'1" | 32"x30" | L



# FLAME RESISTANT

## BERNEFR

FLAME RESISTANT

**BUILT TO LAST.  
CERTIFIED FOR WORK.**

### NFPA 2112 and 70E SAFETY STANDARDS

NFPA 2112 and 70E are safety standards that help govern the oil and gas markets as well as the electrical utilities markets. An HRC level is determined by the minimum amount of calories per square centimeter (ATPV or Cal/CM2). Five risk levels exist which range from 0 to 4. Level 0 is little to no risk, whereas level 4 is an extreme risk.

#### HRC 2

Flame resistant clothing with required minimum arc rating 8 cal/cm<sup>2</sup>.

#### HRC 3

Flame resistant clothing with required minimum arc rating 25 cal/cm<sup>2</sup>.

#### HRC 4

Flame resistant clothing with required minimum arc rating 40 cal/cm<sup>2</sup>.

#### ATPV

Arc Thermal Performance Value (ATPV) is the incident energy on a material or multilayer system of material that results in a 50% probability that sufficient heat transfer through the tested specimen is predicted to cause the onset of a 2nd degree burn injury.

#### EBT

Break-open Threshold Energy (EBT) is the incident energy on a material or multilayer system of material that results in a 50% probability of break-open.



Flame Resistant Duck Bib Overall | Navy  
Flame Resistant Zippered Front Hooded Sweatshirt | Navy







# Flame Resistant Duck Bib Overall

## FRB05

**Shell:** 10 oz. 88% cotton 12% nylon flame resistant duck  
**Lining:** Heavyweight modacrylic insulation quilted to 100% cotton flame resistant twill

Black (BK)

Navy (ND)

Brown (BD)

**FR** **HRC 3** | **ATPV 37** | **NFPA 2112**

- High-back design for added warmth
- Two-way flame resistant brass front zipper and adjustable flame resistant bib straps for added safety
- HRC3, ATPV 37, NFPA 2112. Meets the requirements of ASTM F1506, NFPA 70E, NFPA 2112

Length:	Size:
Short	M, L, XL, 2XL, 3XL*, 4XL*
Regular	S, M, L, XL, 2XL, 3XL*, 4XL*, 5XL**, 6XL**
Tall	M, L, XL, 2XL, 3XL*, 4XL*

\* 1x upcharge \*\* 2x upcharge  
*Imported*

Model:  
6'0" | 32"x32" | M



## Flame Resistant Duck Hooded Jacket

### FRHJ01

**Shell:** 10 oz. 88% cotton 12% nylon flame resistant duck

**Lining:** Heavyweight modacrylic insulation quilted to 100% cotton flame resistant twill

Black  
(BK)

Brown  
(BD)

Navy  
(ND)

**FR HRC 3 | ATPV 37 | NFPA 2112**

- Deep bi-swing action back allows for increased mobility
- Inside double pocket with flame resistant hook/loop closure and two flame resistant lined front patch pockets easily store essentials
- Meets the requirements of ASTM F1506, NFPA 70E, NFPA 2112

Length:	Size:
Regular	S, M, L, XL, 2XL, 3XL*, 4XL*, 5XL**, 6XL**
Tall	L, XL, 2XL, 3XL*, 4XL*

\*1x upcharge \*\*2x upcharge  
Imported

Model:  
6'1" | 32"x34" | L



## Flame Resistant Unlined Coverall

### FRC04

**Fabric:** 7 oz. 88% cotton, 12% nylon flame resistant twill

Grey  
(GY)

Khaki  
(KH)

Navy  
(NV)

**FR HRC 2 | ATPV 9.8 | NFPA 2112**

- Pleated action back plus four-needle stitched waistband with elastic inserts for extra comfort
- Reinforced bartacks at all stress points hold up to tough jobs
- Meets the requirements of ASTM F1506, NFPA 70E, NFPA 2112

Inseam:	Size:
Short	38, 40, 42, 44, 46, 48, 50, 52, 54, 56*, 58*, 60*, 62*, 66**, 70**
Regular	38, 40, 42, 44, 46, 48, 50, 52, 54, 56*, 58*, 60*, 62*, 66**, 70**
Tall	38, 40, 42, 44, 46, 48, 50, 52, 54, 56*, 58*, 60*, 62*, 66**, 70**
X-Tall	42, 46, 50, 54, 58*, 62*

\*1x upcharge \*\*2x upcharge  
Imported

Model:  
5'11" | 30"x32" | M





## Flame Resistant Zippered Front Hooded Sweatshirt

### FRSZ06

**Fabric:** 12 oz. 75% modacrylic 25% cotton flame resistant fleece

Navy  
(NV)

**FR** HRC 2 | EBT 21

- Generous fit allows for comfort and ease of movement
- Three-piece hood with flame resistant drawstring and flame resistant rib-knit storm cuffs keep out the cold
- Double-needle stitched main seams for added strength
- Meets the requirements of ASTM F1506, NFPA 70E

Length:	Size:
Regular	S, M, L, XL, 2XL, 3XL*, 4XL*, 5XL**, 6XL**
Tall	L, XL, 2XL, 3XL*, 4XL*

\*1x upcharge \*\*2x upcharge  
Imported

Model:  
6'0" | 32"x30" | L



## Flame Resistant Zippered Front NFPA 2112 Hooded Sweatshirt

### FRSZ19

**Fabric:** 12 oz. 100% cotton flame resistant fleece

Black  
(BK)

Navy  
(NV)

**FR** HRC 2 | EBT 23 | NFPA 2112

- Three-piece hood with flame resistant drawstring and flame resistant rib-knit storm cuffs keep out the cold
- Generous fit allows for comfort and ease of movement
- Flame resistant brass front zipper covered by storm flap with concealed hook/loop closure at top
- HRC2, EBT 23, NFPA 2112. Meets the requirements of ASTM F1506, NFPA 70E, NFPA 2112

Length:	Size:
Regular	S, M, L, XL, 2XL, 3XL*, 4XL*, 5XL**, 6XL**
Tall	L, XL, 2XL, 3XL*, 4XL*

\*1x upcharge \*\*2x upcharge  
Imported

Model:  
5'11" | 30"x32" | M



## Flame Resistant Denim 5-Pocket Jean

### FRP07

**Fabric:** 14 oz. 100% cotton flame resistant washed denim

Stone Wash Dark  
(SWD)

**FR HRC 2 | ATPV 22 | NFPA 2112**

- Relaxed fit, straight leg, 5-pocket design for a classic look
- HRC2, ATPV 22, NFPA 2112
- Meets the requirements of ASTM F1506, NFPA 70E, NFPA 2112

Inseam:	Size:
30	30, 32, 34, 36, 38, 40, 42, 44*, 46*, 48*, 50*
32	30, 32, 34, 35, 36, 38, 40, 42, 44*, 46*, 48*, 50*
34	30, 32, 34, 36, 38, 40, 42, 44*, 46*, 48*, 50*
36	34, 36, 38

\*1x upcharge  
Imported

Model:  
6'1" | 32"x34" | L



## Flame Resistant Ripstop Cargo Pant

### FRP14

**Fabric:** 7.5 oz. 88% cotton 12% nylon flame resistant ripstop

Navy  
(NV)

Putty  
(PTY)

**FR HRC 2 | ATPV 8.5 | NFPA 2112**

- Relaxed fit and articulated knees add mobility and comfort
- Arc-resistant button front and flame resistant brass fly
- HRC 2, ATPV 8.5, HRC2. Meets the requirements of ASTM F1506, NFPA 70E, NFPA 2112

Inseam:	Size:
30	30, 32, 34, 36, 38, 40, 42, 44*, 46*, 48*, 50*
32	30, 32, 34, 35, 36, 38, 40, 42, 44*, 46*, 48*, 50*
34	30, 32, 34, 36, 38, 40, 42, 44*, 46*, 48*, 50*
36	34, 36

\*1x upcharge  
Imported

Model:  
6'1" | 36" x 34" | L





## Flame Resistant Button Down Long Sleeve Work Shirt

### FRSH10

**Fabric:** 7 oz. 88% cotton, 12% nylon flame resistant twill

**FR HRC2 | ATPV 9.8 | NFPA 2112**

- Adjustable button cuffs and back yoke provide best fit
- Chest pockets with flaps and button closures, left with pen slot keep small items handy
- Button front for that classic look
- HRC2, ATPV 22, NFPA 2112. Meets the requirements of ASTM F1506, NFPA 70E, NFPA 2112

Khaki  
(KH)

Navy  
(NV)

Length:	Size:
Regular	S, M, L, XL, 2XL, 3XL*, 4XL*, 5XL**, 6XL**
Tall	L, XL, 2XL, 3XL*, 4XL*

\*1x upcharge \*\*2x upcharge  
*Imported*

Model:  
6'0" | 32"x30" | L



## Flame Resistant Button Down Plaid Long Sleeve Work Shirt

### FRSH21

**Fabric:** 7 oz. 100% cotton flame resistant twill




**FR HRC 2 | ATPV 10.5 | NFPA 2112**

- Button front for that classic look
- Chest pockets with flaps and button closures, left with pen slot keep small items handy
- Adjustable button cuffs and back yoke provide best fit
- HRC2, ATPV 22, NFPA 2112. Meets the requirements of ASTM F1506, NFPA 70E, NFPA 2112

Length:	Size:
Regular	S, M, L, XL, 2XL, 3XL*, 4XL*, 5XL**, 6XL**
Tall	L, XL, 2XL, 3XL*, 4XL*

\*1x upcharge \*\* 2x upcharge  
Imported

Model:  
6'1" | 32"x30" | L



## Flame Resistant Crew Neck Pocket Tee

### FRK11

**Fabric:** 7.8 oz. 100% cotton flame resistant jersey




**FR HRC 2 | ATPV 8.9 | NFPA 2112**

- Generous sizing and rib-knit collar and cuffs provide comfortable fit
- Side seams help minimize twisting
- Front left chest pocket for that classic look and quick storage
- Meets the requirements of ASTM F1506, NFPA 70E, NFPA 2112
- HRC2, ATPV 8.9, NFPA 2112. (Grey: ATPV 18)

Length:	Size:
Regular	S, M, L, XL, 2XL, 3XL*, 4XL*, 5XL**, 6XL**
Tall	L, XL, 2XL, 3XL*, 4XL*

\*1x upcharge \*\* 2x upcharge  
Imported

Model:  
6'0" | 32"x32" | M



# CONCEALED CARRY

## THE WORLD'S FASTEST CONCEALED CARRY WORKWEAR

### FAST

The Adder System™ is designed for rapid, uninhibited access to your weapon system. Simply grab the pocket flap of the exterior cargo pocket and pull firmly, straight down to access the concealed carry storage area.

### VERSATILE

The versatile concealed carry storage area provides you with the choice of several weapon systems allowing you to select the appropriate level of legal use of force when unavoidable.

### SECURE

The Adder System allows the secure use of a holster. The MOLLE Grid allows you to securely attach a holster for your weapons system. This means your weapon is stored in its place right where you need it, when you need it.



Echo One One Jacket | Bark  
Echo Zero Six Cargo Pant | Putty







## Echo One One Jacket

### CCWJ01

**Shell:** 10 oz. 100% cotton sanded duck

**Body Lining:** Heavyweight insulation quilted to yarn-dyed cotton flannel

**Sleeve Lining:** Medium-weight insulation quilted to polyester taffeta

- Dual Full Frame Adder System® Pockets for the ultimate cold-weather concealed carry solution and snap side vents for quick on-belt access
- Pleated elbows and action back extend range of motion
- Three inside pockets, two with elastic MOLLE, two insulated snap-close cargo pockets and dual zippered chest pockets for maximum storage capacity to house accessories

Bark  
(BB)

Black  
(BK)

Forest Camo  
(QFC) - New

Length:	Size:
Regular	S, M, L, XL, 2XL, 3XL*, 4XL*, 5XL**, 6XL**, 7XL**, 8XL**
Tall	L, XL, 2XL, 3XL*, 4XL*, 5XL**, 6XL**, 7XL**, 8XL**

\*1x upcharge \*\* 2x upcharge  
*Imported*

Model:  
6'1" | 32"x34" | L



## Lightweight Echo One One Jacket

### CCWJ09

**Shell:** 10 oz. 100% cotton sanded duck  
**Lining:** Medium-weight insulation quilted to taffeta

**Bark  
(BB)**


**Black  
(BK)**

- Dual Compact Adder System® Pockets for the ultimate cold-weather concealed carry solution and snap side vents for quick on-belt access
- Pleated elbows and action back extend range of motion
- Extended back for added warmth
- Heavy-duty brass zipper and triple-needle stitched main seams ensure durability
- Three inside pockets, two with elastic MOLLE, two insulated snap-close cargo pockets and dual zippered chest pockets for maximum storage capacity to house accessories

Length:	Size:
Regular	M, L, XL, 2XL, 3XL*, 4XL*
Tall	L, XL, 2XL

\* 1x upcharge  
 Imported

Model:  
 5'11" | 30"x32" | M



## Women's Lima One Three Coat

### CCWL03

**Shell:** 10 oz. 100% cotton sanded duck  
**Body Lining:** Medium-weight insulation quilted to yarn-dyed cotton flannel  
**Sleeve Lining:** Medium-weight insulation quilted to polyester taffeta

**Dark Brown  
(DBN)**


**Titanium  
(TNM)**

- Dual Subcompact Adder System® Pockets for the ultimate cold-weather concealed carry solution and snap side vents for quick on-belt access
- Extended back for extra warmth plus three-piece zip-off hood that adjusts to the weather
- Heavy-duty brass zipper and triple-needle stitched main seams ensure durability
- Three inside pockets, two with elastic MOLLE, two insulated snap-close cargo pockets and dual zippered chest pockets for maximum storage capacity to house accessories

Length:	Size:
Regular	S, M, L, XL, 2XL, 3XL*, 4XL*

\* 1x upcharge  
 Imported

Model:  
 5' 6" | S | 6





## Echo Zero Six Cargo Pant CCWP04

**Fabric:** 6.6 oz. 72% cotton 24% polyester 4% spandex ripstop

**Black  
(BK)**

**Putty  
(PTY)**

- Dual Subcompact Adder System® Pockets for the ultimate concealed carry solution
- Flex Fit Waistband with MOLLE grid combine comfortable fit with extra storage
- Crotch gusset provides added comfort and mobility
- Ripstop fabric, triple-needle stitched main seams and wide belt loops resist tearing
- Reinforced pockets with deep coin pockets and hip pockets with hook/loop closure for secure storage

Length:	Size:
Short	30, 32, 34, 36, 38, 40, 42, 44*, 46*, 48*
Regular	30, 32, 34, 36, 38, 40, 42, 44*, 46*, 48*
Tall	30, 32, 34, 36, 38, 40, 42, 44*, 46*, 48*

\*1x upcharge  
Imported

Model:  
6'1" | 32"x34" | L



## Echo Zero Eight Side-Zip Softshell Jacket CCWS15

**Fabric:** 8 oz. polyester softshell bonded to microfleece

**Black  
(BK)**

- Dual Compact Adder System® Pockets for the ultimate cold-weather concealed carry solution and zippered side vents for quick on-belt access
- Wind resistant yet breathable fabric keeps the elements at bay while allowing for air flow
- Extended back for added warmth
- Two pleated cargo pockets with snap closure and dual zippered chest pockets for maximum storage capacity to house accessories

Length:	Size:
Regular	M, L, XL, 2XL, 3XL*, 4XL*

\*1x upcharge  
Imported

Model:  
6'2" | 33"x32" | L



## Echo Zero Eight Softshell Vest CCWV08

**Fabric:** 8 oz. polyester softshell bonded to micro fleece

**Black  
(BK)**

- Dual Compact Adder System® Pockets for the ultimate cold-weather concealed carry solution and snap side vents for quick on-belt access
- Wind resistant, yet breathable fabric keeps the elements at bay while allowing for air flow
- Extended back for added warmth
- Two pleated cargo pockets with snap closure and dual zippered chest pockets for maximum storage capacity to house accessories

Length:	Size:
Regular	S, M, L, XL, 2XL, 3XL*, 4XL*

\*1x upcharge  
Imported

Model:  
6"1" | 32"x30" | L



## Echo One Zero Vest CCWV02

**Shell:** 12 oz. 100% cotton sanded duck

**Lining:** Heavyweight polyester fleece

**Bark  
(BB)**

**Black  
(BK)**

**Forest Camo  
(QFC) - New**

- Dual Compact Adder System® Pockets for the ultimate cold-weather concealed carry solution and snap side vents for quick on-belt access
- Extended back for added warmth
- Three inside pockets, two with elastic MOLLE, two insulated snap-close cargo pockets and dual zippered chest pockets for maximum storage capacity to house accessories

Length:	Size:
Regular	M, L, XL, 2XL, 3XL*, 4XL*

\*1x upcharge  
Imported

Model:  
6'0" | 32"x32" | M





# CAMOUFLAGE

**DESIGNED TO TAKE HARD-  
WORKING HUNTERS  
FROM THE JOB SITE TO THE  
TREE STAND.**

150	Bib Overalls
150	Jackets
151	Fleece
152	Unlined Bib Overalls
153	T-Shirts
154	Women's Bib Overalls
154	Women's Jackets
155	Youth



Heritage Duck Hooded Active Jacket | Realtree EDGE®  
Heritage Insulated Duck Bib Overall | Realtree EDGE®  
Youth Softstone Duck Hooded Jacket | Realtree EDGE®  
Youth Softstone Insulated Bib Overall | Realtree EDGE®







## Heritage Insulated Duck Bib Overall

**B415**

**Shell:** 10 oz. 100% cotton sanded duck

**Lining:** Medium-weight insulation quilted to taffeta

Realtree Edge®  
(EDG)

Realtree Timber  
(TM)

- Water-repellent finish and insulated high back keep you warm and dry
- Double inside chest pockets, two swing pockets, two reinforced back pockets - left with brass zipper - side utility pockets and hammer loop all provide sturdy storage
- Triple-needle stitched main seams, reinforced knees and heavy-duty nylon leg hem stand up to the toughest jobs

Length:	Size:
Short	S, M, L, XL, 2XL, 3XL*, 4XL*, 5XL**, 6XL**
Regular	S, M, L, XL, 2XL, 3XL*, 4XL*, 5XL**, 6XL**
Tall	M, L, XL, 2XL, 3XL*, 4XL*, 5XL**, 6XL**

\* 1x upcharge \*\* 2x upcharge  
Imported

Model:  
6'0" | 32"x32" | M



## Heritage Duck Hooded Active Jacket

**HJ51**

**Shell:** 10 oz. 100% cotton sanded duck

**Body Lining:** Heavyweight insulation quilted to polyester brushed tricot

**Sleeve Lining:** Medium-weight insulation quilted to polyester taffeta

Forest Camo  
(QFC) - New

Realtree Edge®  
(EDG)

Realtree Timber  
(TM)

- Water-repellent finish, three-piece insulated hood with drawstring, plus knit storm cuffs and waistband, keep you dry and warm
- Pleated elbows and action back extend range of motion
- Three inside pockets, left with zipper closure, and two front patch pockets easily store essentials

Length:	Size:
Regular	S, M, L, XL, 2XL, 3XL*, 4XL*, 5XL**, 6XL**
Tall	M, L, XL, 2XL, 3XL*, 4XL*, 5XL**, 6XL**

\* 1x upcharge \*\* 2x upcharge  
Imported

Model:  
5'11" | 30"x32" | M



## Heartland Washed Duck Hooded Work Coat

**HJ626**

**Shell:** 12 oz. 100% cotton sanded duck

**Body Lining:** Heavyweight sherpa

**Sleeve Lining:** Medium-weight insulation quilted to polyester taffeta




- Three-piece lined hood with drawstring, hidden knit storm cuffs and extended back for extra warmth
- Pleated elbows and action back, plus snap-close side vents, provide added mobility
- Three inside chest pockets, left with zipper closure and two angled front welt pockets conveniently store items

Length:	Size:
Regular	M, L, XL, 2XL, 3XL*, 4XL*
Tall	L, XL, 2XL, 3XL*, 4XL*, 5XL**, 6XL**

\* 1x upcharge \*\* 2x upcharge  
Imported

Model:  
6'1" | 32"x34" | L



## Heritage Thermal-Lined Full-Zip Hooded Sweatshirt

**SZ101**

**Shell:** 9 oz. 60% cotton 40% polyester fleece

**Lining:** 5 oz. 60% cotton 40% polyester thermal lining



- Double-layered three-piece hood with drawstring, plus rib-knit cuffs and waistband hold onto warmth
- Durable nylon front zipper provides easy on and off
- Oversized front pockets with media pocket conveniently house a phone and other items

Length:	Size:
Regular	S, M, L, XL, 2XL, 3XL*, 4XL*, 5XL**, 6XL**
Tall	M, L, XL, 2XL, 3XL*, 4XL*, 5XL**, 6XL**

\* 1x upcharge \*\* 2x upcharge  
Imported

Model:  
6'1" | 32"x34" | L





## Heritage Hooded Pullover Sweatshirt

**SP413**

Shell: 9 oz. 60% cotton 40% polyester fleece



- Three-piece hood with drawstring, plus rib-knit cuffs and waistband hold onto warmth
- Reinforced bartacks at stress points hold up to tough tasks
- Kangaroo pocket easily stores everyday items+

Length:	Size:
Regular	M, L, XL, 2XL, 3XL*, 4XL*
Tall	L, XL, 2XL

\* 1x upcharge  
Imported

Model:  
6'1" | 32"x34" | L

## Heritage Unlined Duck Bib Overall

**B1067**

Fabric: 10 oz. 100% cotton sanded duck



- Water-repellent finish to keep you dry no matter the job
- Generously sized with adjustable elasticized bib straps and knee-length zipper for a comfortable fit
- Zippered chest pocket, patch pocket with snap closure, side utility pockets and hammer loop keep tools handy

Length:	Size:
28	32, 34, 36, 38, 40, 42, 44*, 46*
30	32, 34, 36, 38, 40, 42, 44*, 46*
32	30, 32, 34, 36, 38, 40, 42, 44*, 46*, 48*, 50*, 52*, 54*, 56**, 58**, 60**
34	32, 34, 36, 38, 40, 42, 44*, 46*, 48*, 50*
36	32, 34, 36, 38, 40, 42

\* 1x upcharge \*\* 2x upcharge  
Imported

Model:  
6' 2.5" | 33" x 32" | L



## Performance Short Sleeve Pocket Tee

### BSM38

Fabric: 4.2 oz. 60% cotton  
40% polyester jersey

Forest Camo  
(QFC) - New

Realtree Edge®  
(EDG)

- Moisture-wicking technology dries sweat quickly
- Stain release keeps this tee looking new
- Performance fit for comfortable wear
- Taped neck seam and tagless neck label prevent chafing
- Chest pocket easily stores small items

Length:	Size:
Regular	S, M, L, XL, 2XL, 3XL*, 4XL*, 5XL**, 6XL**
Tall	L, XL, 2XL, 3XL*, 4XL*, 5XL**, 6XL**

\*1x upcharge \*\* 2x upcharge  
Imported

Model:  
I I



## Performance Long Sleeve Pocket Tee

### BSM39

Fabric: 4.2 oz. 60% cotton 40% polyester jersey

Realtree EDGE®  
(EDG)

- Moisture-wicking technology dries sweat quickly
- Stain release keeps this tee looking new
- Performance fit, taped neck seam and tagless neck label for comfortable wear

Length:	Size:
Regular	S, M, L, XL, 2XL, 3XL*, 4XL*, 5XL**, 6XL**
Tall	L, XL, 2XL, 3XL*, 4XL*, 5XL**, 6XL**

\*1x upcharge \*\* 2x upcharge  
Imported

Model:  
6'0" | 32"x32" | M



OUTERWEAR

ACCESSORIES

BASICS

SAFETY

FLAME RESISTANT

CONCEAL CARRY

CAMOUFLAGE



## Women's Softstone Duck Insulated Bib Overall

**WB515**

**Shell:** 10 oz. 100% cotton sanded duck

**Lining:** Medium-weight insulation quilted to polyester taffeta



- Adjustable elasticized bib straps and adjustable leg snaps for best fit
- Heavy-duty brass front and leg zippers with snap closure for easy on and off
- Heavy-duty nylon leg hem holds up to tough tasks
- Two large chest pockets with hook/loop closure, double tool pocket, hammer loop and zippered left back pocket store essentials

Length:	Size:
Short	S, M, L, XL, 2XL
Regular	S, M, L, XL, 2XL
Tall	M, L, XL

Imported

Model:  
5' 6" | S | 6



## Women's Sherpa-Lined Softstone Duck Hooded Jacket

**WHJ43**

**Shell:** 10 oz. 100% cotton sanded duck

**Body Lining:** Heavyweight sherpa

**Sleeve Lining:** Medium-weight insulation quilted to polyester taffeta



- Three-piece lined hood with drawstring, hidden rib knit storm cuffs, and extended back for added warmth
- Pleated elbows, action back, and snap-close side vents for added mobility
- Heavy-duty brass front zipper and triple-needle stitched main seams hold up to tough tasks
- Three inside pockets, plus two front pockets, easily store essentials

Length:	Size:
Short	S, M, L, XL, 2XL, 3XL*, 4XL*
Regular	M, L, XL

\* 1x upcharge  
Imported

Model:  
5' 4" | M | 8



## Youth Softstone Insulated Bib Overall

**BB21**

**Shell:** 10 oz. 100% cotton sanded duck

**Lining:** Heavyweight insulation quilted to polyester taffeta

Forest Camo  
(QFC) - New

Realtree Edge®  
(EDG)

- Insulated high back for extra warmth
- Four-needle stitching on waistband with full elastic back, adjustable elasticized bib straps and adjustable leg snaps for best fit
- Full-length brass front and leg zippers for easy on and off
- Two chest pockets and side utility pockets easily store that thing you told them to throw away

Length:	Size:
Regular	XS, S, M, L, XL

Imported

Model:  
5' 4" | XL | 14-16



## Youth Softstone Duck Hooded Jacket

**BHJ52**

**Shell:** 10 oz. 100% cotton sanded duck

**Body Lining:** Heavyweight insulation quilted to brushed tricot

**Sleeve Lining:** Heavyweight insulation quilted to polyester taffeta

Realtree Edge®  
(EDG)


Forest Camo  
(QFC)

- Three-piece lined hood with elastic inserts, plus rib-knit cuffs and waistband provide added warmth
- Reinforced bartacks at all stress points, triple-needle stitched main seams and brass front zipper hold up to the day's chores
- Three inside chest pockets and large front pockets for storage

Length:	Size:
Regular	XS, S, M, L, XL

Imported

Model:  
5' 4" | XL | 14-16



## Men's

### Men's Jackets, Coats, Vests, Shirts, Sweatshirts & Coveralls\*

	<b>S</b>	<b>M</b>	<b>L</b>	<b>XL</b>	<b>2XL</b>	<b>3XL</b>	<b>4XL</b>	<b>5XL</b>	<b>6XL</b>
<b>Chest</b>	36 - 38	40 - 42	44 - 46	48 - 50	52 - 54	56 - 58	60 - 62	64 - 66	68 - 70

\*All Coveralls follow size chart above with the exception of P700, size chart indicated below.

### Men's Heritage Short Sleeve Poplin Coverall - P700

	<b>S</b>	<b>M</b>	<b>L</b>	<b>XL</b>	<b>2XL</b>	<b>3XL</b>	<b>4XL</b>	<b>5XL</b>	<b>6XL</b>
<b>Chest</b>	34 - 36	38 - 40	42 - 44	46 - 48	50 - 52	54 - 56	58 - 60	62 - 64	66 - 68

### Men's Insulated Bib Overalls

	<b>S</b>	<b>M</b>	<b>L</b>	<b>XL</b>	<b>2XL</b>	<b>3XL</b>	<b>4XL</b>	<b>5XL</b>	<b>6XL</b>
<b>Chest</b>	34 - 36	38 - 40	42 - 44	46 - 48	50 - 52	54 - 56	58 - 60	62 - 64	66 - 68
<b>Waist**</b>	28 - 30	30 - 32	34 - 36	38 - 40	42 - 44	46 - 48	50 - 52	54 - 56	58 - 60

\*\*All Insulated Bib Overall waist sizes are adjusted to wear over clothing.

### Bib Inseam

<b>X-Short</b>	<b>Short</b>	<b>Regular</b>	<b>Tall</b>	<b>X-Tall</b>
28	30	32	34	36

## Women's

	<b>XS</b>	<b>S</b>	<b>M</b>	<b>L</b>	<b>XL</b>	<b>2XL</b>	<b>3XL</b>	<b>4XL</b>
<b>Size</b>	0 - 2	4 - 6	8 - 10	12 - 14	16 - 18	20 - 22	24 - 26	28 - 30

## Youth

### Youth

	<b>XS</b>	<b>S</b>	<b>M</b>	<b>L</b>	<b>XL</b>
<b>Size</b>	5 - 6	7 - 8	10 - 12	14 - 16	18 - 20


### Toddler & Infant

<b>Infant</b>	12M	18M	24M
<b>Toddler</b>	2T	3T	4T

All measurements are in inches.




# Color Swatches



**Black** BK



**Black Heathered** BKH




**Magnet** MAG



**Graphite** GPH




**Tuscan** TSN



**Charcoal** CH




**Slate** SLA



**Titanium** TNM



**Dark Brown** DBN



**Bark** BB



**Driftwood** DW



**Brown** BD / BR / BRN



**Moss** MGN



**Sage** SAG



**Cedar Green** CDG



**Olive** OD



**Green** GD / GN



**Spruce Green** SG



**Eucalyptus** EU



**Jade** JAD





**Graphite White**

GPW



**Grey White**

GYW



**Grey**

GY



**White**

WH



**Dark Khaki**

DKH



**Grey Stone**

GSN



**Hickory Heather**

HH




**Putty**

PTY



**Khaki**

KH




**Desert**

DS




**Timber Khaki**

TKH



**Sand**

SD



**Light Olive**

LOV



**Lichen**

LCN



**Burnt Olive**

BOL




**Alpine Green**

AG



**Pine**

PN




**Shamrock**

SHK



**Lime**

LM



**Yellow**

YEL / YW




# Color Swatches


<b>NEW!</b> 	<b>NEW!</b> 	<b>NEW!</b> 	
<b>Ultramarine Blue</b> UB	<b>Cobalt</b> COB	<b>Blue</b> BL	<b>Riptide</b> RIP
	<b>NEW!</b> 		
<b>Dark Wash</b> DKW	<b>Indigo</b> IND	<b>Granite</b> GRA	<b>Classic Stone Wash</b> CSW
			
<b>Midnight</b> MD	<b>Deep Ocean</b> DOC	<b>Navy</b> ND / NV / NVY	<b>Space Blue</b> SBL
	<b>NEW!</b> 		
<b>Maroon Black</b> MNB	<b>Dark Violet</b> DKV	<b>Cabernet</b> CAB	<b>Maroon</b> MN
	<b>NEW!</b> 	<b>NEW!</b> 	<b>NEW!</b> 
<b>Brick</b> BRK	<b>Dark Red</b> DRD	<b>Dark Watermelon</b> DWM	<b>Tomato</b> TOM




NEW!

**Dark Teal**

DTL

**Aqua**


AQA

**Scuba Blue**


SCB

**Carolina**

CAR

**Denim**

DN

**Light Denim**

LDN

**Stone Wash Dark**

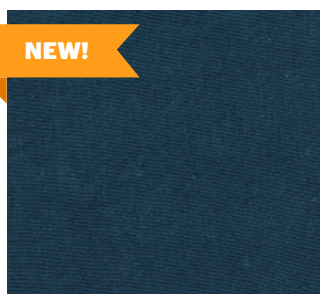
SWD

**Limestone**

LSN

**Royal Blue**

RB

**Midnight Rain**


MDN

**Steel Blue**

SLB

**Lead**


LED

**Plum**

PLM

**Grape**


GP

**Light Magenta**

LMG

**Violet**

VT

**Deep Red**

DR

**Coral**

CRL

**Orange**

OR / ORA


**Gold**

GLD









**Plaid Gray A**

PGA



**Plaid White Black**

PWB



**Plaid Grey L**

PGL



**Plaid Grey J**

PGJ



**Plaid Blue V**

PBV



**Plaid Blue Q**

PBQ



**Plaid Blue U**

PBU



**Plaid Blue J**

PBJ



**Plaid Moss Navy**

PMN



**Plaid Green E**

PGE



**Plaid Slate**

PSE



**Plaid Red E**

PRE



**Plaid Cedar Green Cream**

PCG



**Forest Camo**

QFC



**Print Animal Grey**

QAY



**Print Chicken Graphite**

QCG





*Let's get to work.<sup>®</sup>*



**Toll Free**  
800.843.7657

**Local**  
260.622.1500  
**Fax**  
260.622.1515

**Address**  
2501 E 850 N  
PO Box 530  
Ossian, IN 46777

**Website**  
[berneapparel.com](http://berneapparel.com)

**Email**  
[orders@berneapparel.com](mailto:orders@berneapparel.com)